



OEM PRODUCT CATALOGUE

TEKA IZMIR

www.simeco.com.tr



PRODUCT RANGE

Built-In Hobs:

- Vitroc ceramic
- Induction
- Gas

Built-In Ovens:

- Electric
- Gas




VITROCERAMIC HOBS



TEKA


30cm HOBS WITH TOUCH CONTROL

2 COOKING ZONES



TBC 32010 TTC

- 300x510mm
- Radiant #1 Ø 180 mm (1800W)
- Radiant #2 Ø 145 mm (1200W)
- Maximum nominal power 3000 W
- Auto-lock safety system
- Child Lock
- Cooking timer
- Residual heat indicator
- Easy installation kit
- Pre-heating + Power Boost



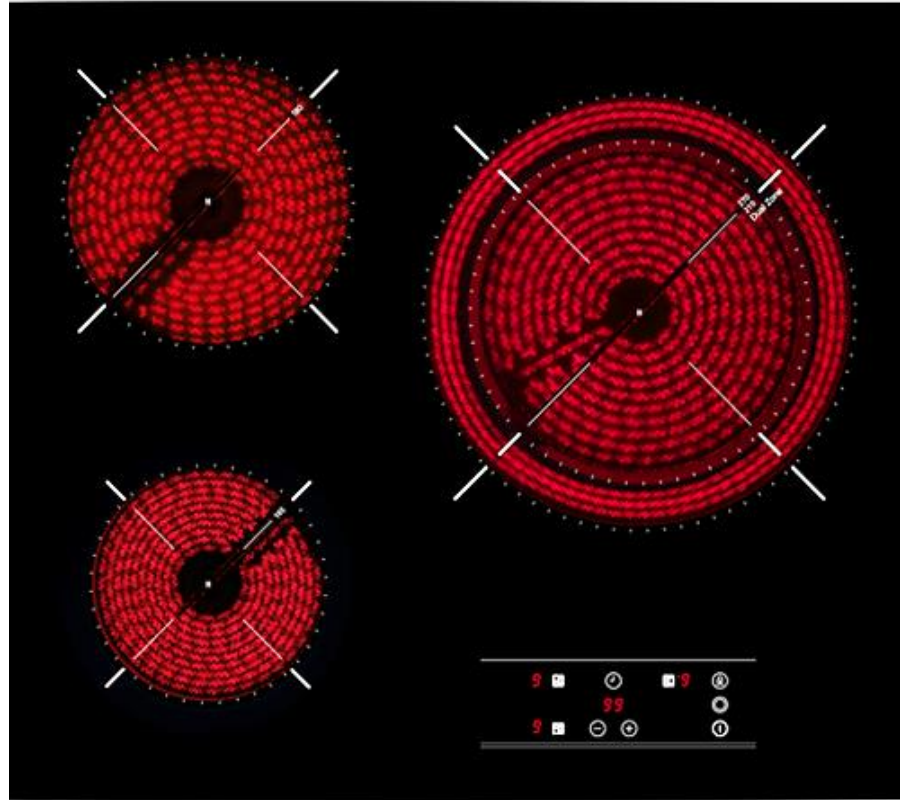
TZC 32320 TTC

- 300x510mm
- Radiant #1 Ø 120/ 180 mm (800/1700W)
- Radiant #2 Ø 145 mm (1200W)
- Maximum nominal power 2900 W
- Auto-lock safety system
- Child Lock
- Cooking timer
- Residual heat indicator
- Easy installation kit
- Pre-heating + Power Boost



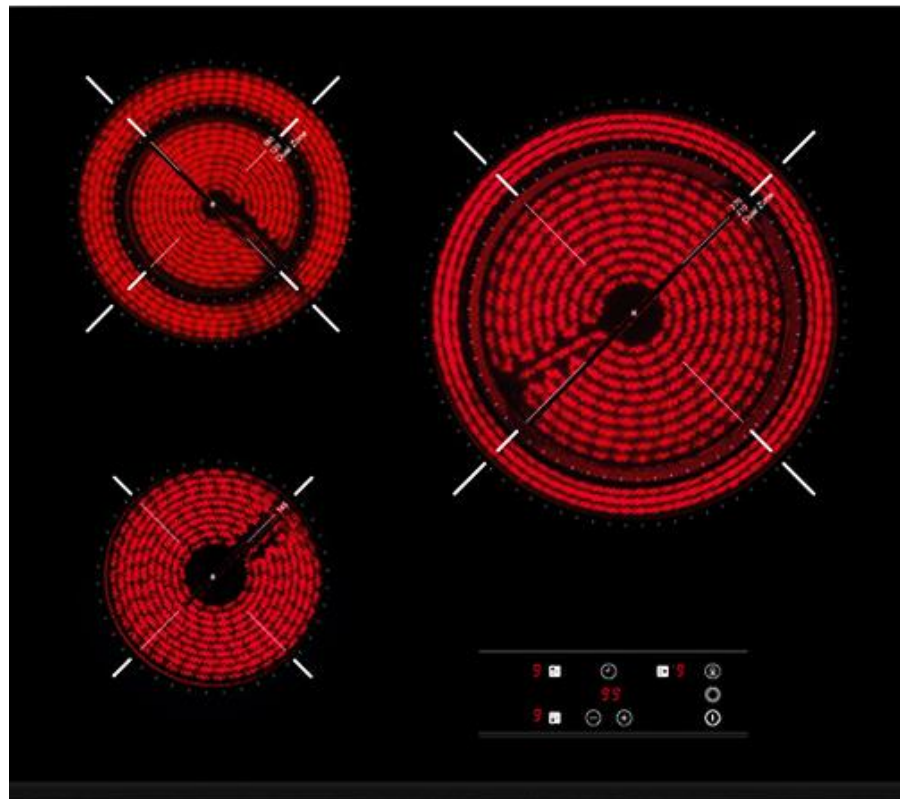
60cm HOBS WITH TOUCH CONTROL

3 COOKING ZONES



TB 6315

- 600x510mm
- Radiant #1 Ø 210/ 270 mm (1500/2400W)
- Radiant #2 Ø 180 mm (1800W)
- Radiant #3 Ø 145 mm (1200W)
- Maximum nominal power 5400 W
- Auto-lock safety system
- Child Lock
- Cooking timer
- Residual heat indicator
- Easy installation kit
- Pre-heating + Power Boost




TB 6320

- 600x510mm
- Radiant #1 Ø 210/ 270 mm (1500/2400W)
- Radiant #2 Ø 120/ 180 mm (800/1700W)
- Radiant #3 Ø 145 mm (1200W)
- Maximum nominal power 5600 W
- Auto-lock safety system
- Child Lock
- Cooking timer
- Residual heat indicator
- Easy installation kit
- Pre-heating + Power Boost



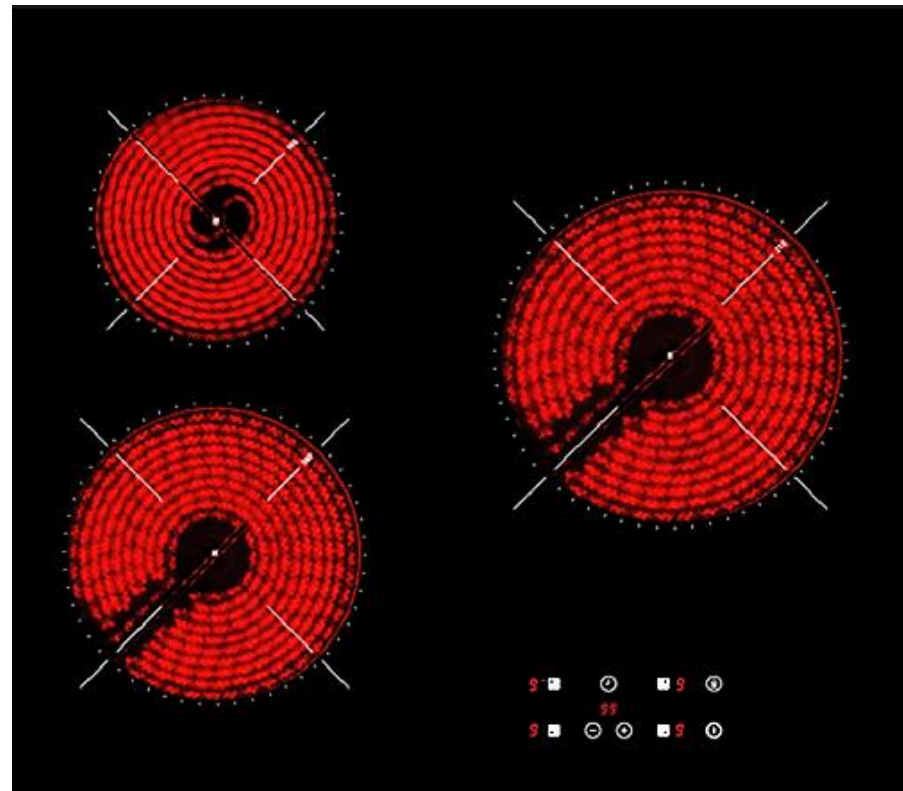
60cm HOBS WITH TOUCH CONTROL

3 COOKING ZONES



TB 6310

- 600x510mm
- Radiant #1 Ø 180 / 230 mm (1500/2400W)
- Radiant #2 Ø 180 mm (1800W)
- Radiant #3 Ø 145 mm (1200W)
- Maximum nominal power 5100 W
- Auto-lock safety system
- Child Lock
- Cooking timer
- Residual heat indicator
- Easy installation kit
- Pre-heating + Power Boost



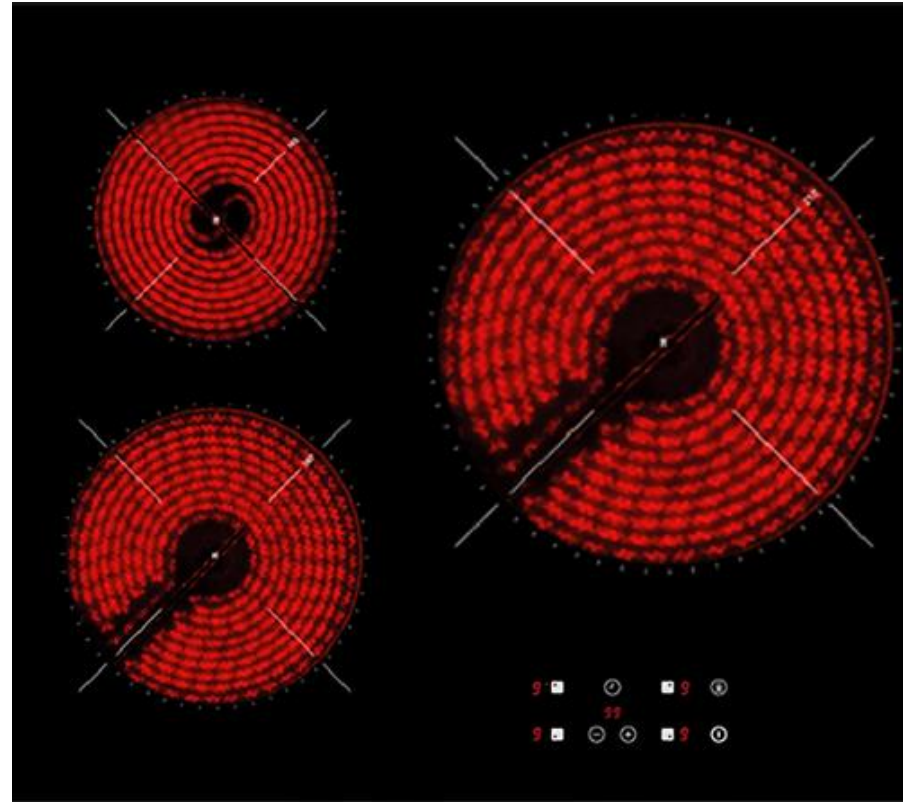
FQ6VT76

- 600x510mm
- Radiant #1 Ø 210 mm (2100W)
- Radiant #2 Ø 180 mm (1800W)
- Radiant #3 Ø 145 mm (1200W)
- Maximum nominal power 5100 W
- Auto-lock safety system
- Child Lock
- Cooking timer
- Residual heat indicator
- Easy installation kit
- Pre-heating + Power Boost



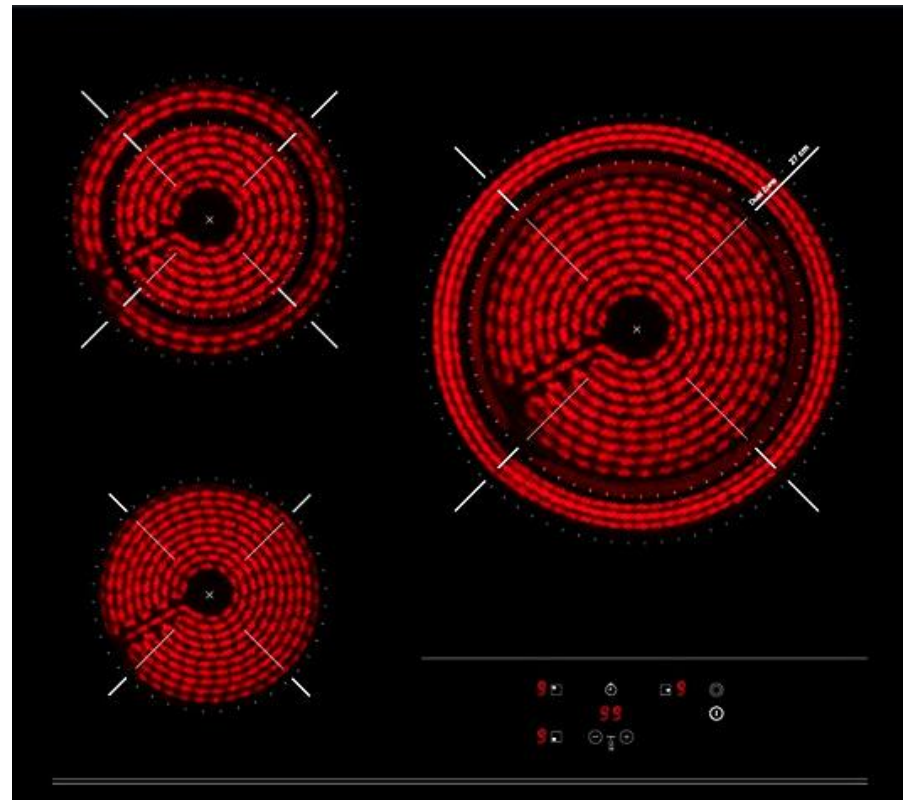
60cm HOBS WITH TOUCH CONTROL

3 COOKING ZONES



FQ6VT80

- 600x510mm
- Radiant #1 Ø 270 mm (2700W)
- Radiant #2 Ø 180 mm (1800W)
- Radiant #3 Ø 160 mm (1500W)
- Maximum nominal power 6000 W
- Auto-lock safety system
- Child Lock
- Cooking timer
- Residual heat indicator
- Easy installation kit
- Pre-heating + Power Boost



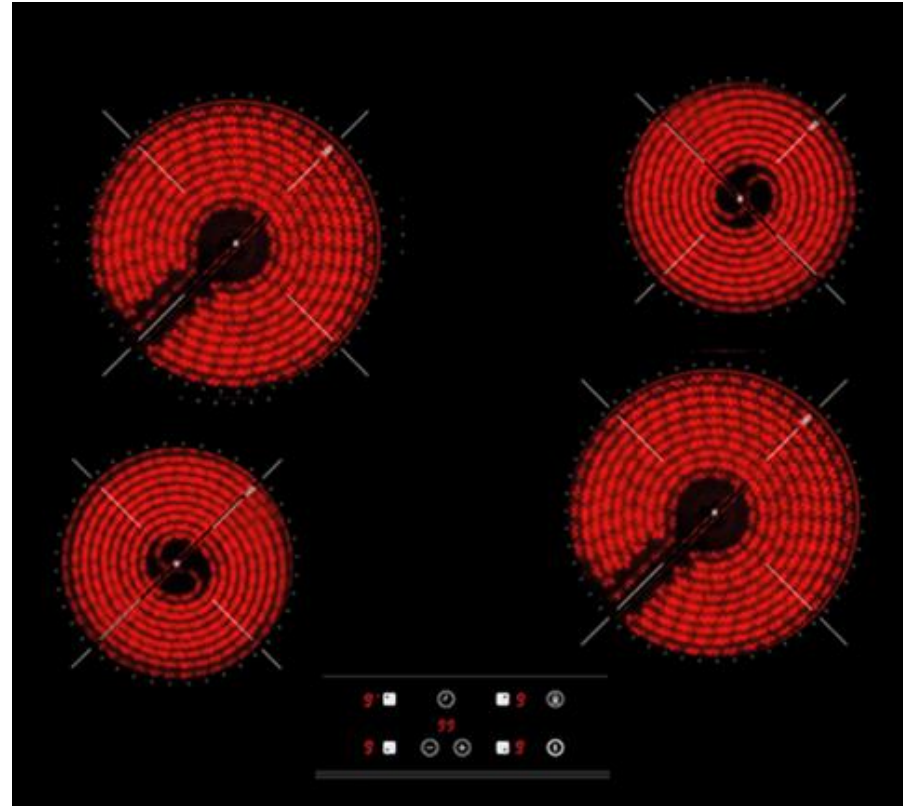
TB 63620

- 600x510mm
- Radiant #1 Ø 210 / 270 mm (1500 / 2400W)
- Radiant #2 Ø 120 / 180 mm (800 / 1700W)
- Radiant #3 Ø 145 mm (1200W)
- Maximum nominal power 5600 W
- Auto-lock safety system
- Child Lock
- Cooking timer
- Residual heat indicator
- Easy installation kit
- Pre-heating + Power Boost




60cm HOBS WITH TOUCH CONTROL

4 COOKING ZONES



TB 6410

- 600x510mm
- Radiant #1 and 4 Ø 180 mm (1800W)
- Radiant #2 and 3 Ø 145 mm (1200W)
- Maximum nominal power 6000 W
- Auto-lock safety system
- Child Lock
- Cooking timer
- Residual heat indicator
- Easy installation kit
- Pre-heating + Power Boost




TB 6415

- 600x510mm
- Radiant #1 Ø 210 mm (2100W)
- Radiant #2 Ø 180 mm (1800W)
- Radiant #3 and 4 Ø 145 mm (1200W)
- Maximum nominal power 6300 W
- Auto-lock safety system
- Child Lock
- Cooking timer
- Residual heat indicator
- Easy installation kit
- Pre-heating + Power Boost




60cm HOBS WITH TOUCH CONTROL

4 COOKING ZONES



TBC 64320

- 600x510mm
- Radiant #1 and 4 Ø 145 mm (1200W)
- Radiant #2 Ø 180 mm (1800W)
- Radiant #3 Ø 210 / 100 mm (2100/800W)
- Maximum nominal power 6300 W
- Auto-lock safety system
- Child Lock
- Cooking timer
- Residual heat indicator
- Easy installation kit
- Pre-heating + Power Boost




TB 6420

- 600x510mm
- Radiant #1 Ø 210 / 180 mm (2000/1400W)
- Radiant #2 Ø 180 mm (1800W)
- Radiant #3 and 4 Ø 145 mm (1200W)
- Maximum nominal power 6200 W
- Auto-lock safety system
- Child Lock
- Cooking timer
- Residual heat indicator
- Easy installation kit
- Pre-heating + Power Boost




60cm HOBS WITH TOUCH CONTROL

4 COOKING ZONES



FQ6VT16

- 600x510mm
- Radiant #1 and 4 Ø 145 mm (1200W)
- Radiant #2 Ø 120/ 180 mm (800/1700W)
- Radiant #3 Ø 120/ 210 mm (700/2100W)
- Maximum nominal power 6200 W
- Auto-lock safety system
- Child Lock
- Cooking timer
- Residual heat indicator
- Easy installation kit
- Pre-heating + Power Boost



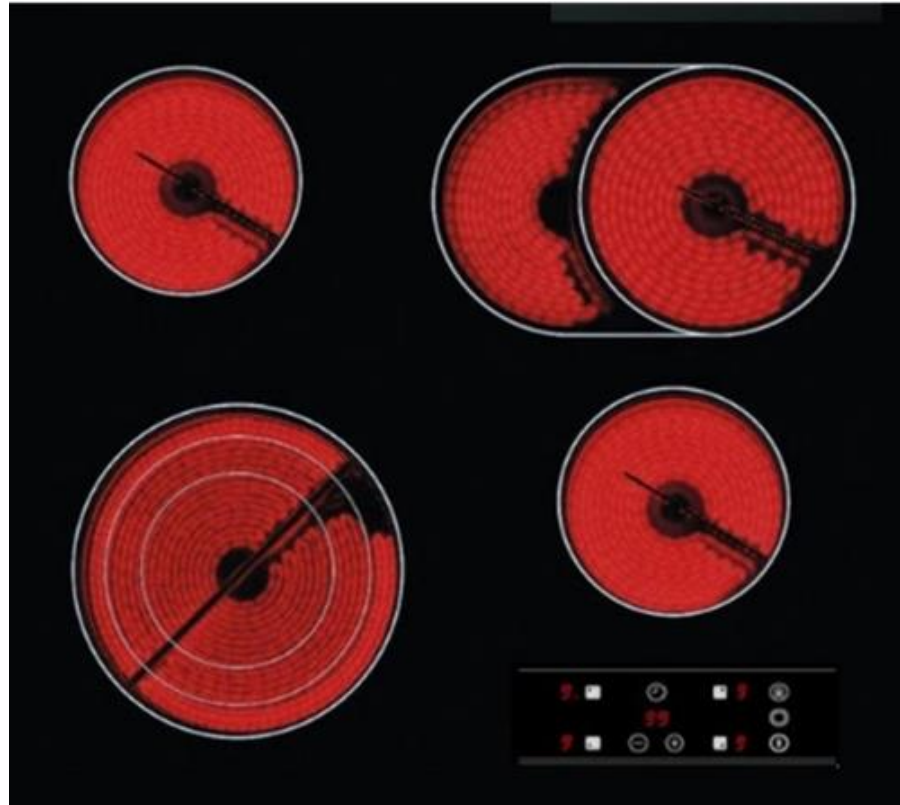
FQ6VT16 RUSTIC

- 600x510mm
- Radiant #1 and 4 Ø 145 mm (1200W)
- Radiant #2 Ø 120/ 180 mm (800/1700W)
- Radiant #3 Ø 120/ 210 mm (700/2100W)
- Maximum nominal power 6200 W
- Auto-lock safety system
- Child Lock
- Cooking timer
- Residual heat indicator
- Easy installation kit
- Pre-heating + Power Boost



60cm HOBS WITH TOUCH CONTROL

4 COOKING ZONES



TR 642

- 600x510mm
- Radiant #1 and 4 Ø 145 mm (1200W)
- Zone Ø 170 x 265 mm (1400/2200W)
- Radiant #3 Ø 120 / 180 / 210 mm (800/1600/2300W)
- Maximum nominal power 6900 W
- Auto-lock safety system
- Child Lock
- Cooking timer
- Residual heat indicator
- Easy installation kit
- Pre-heating + Power Boost

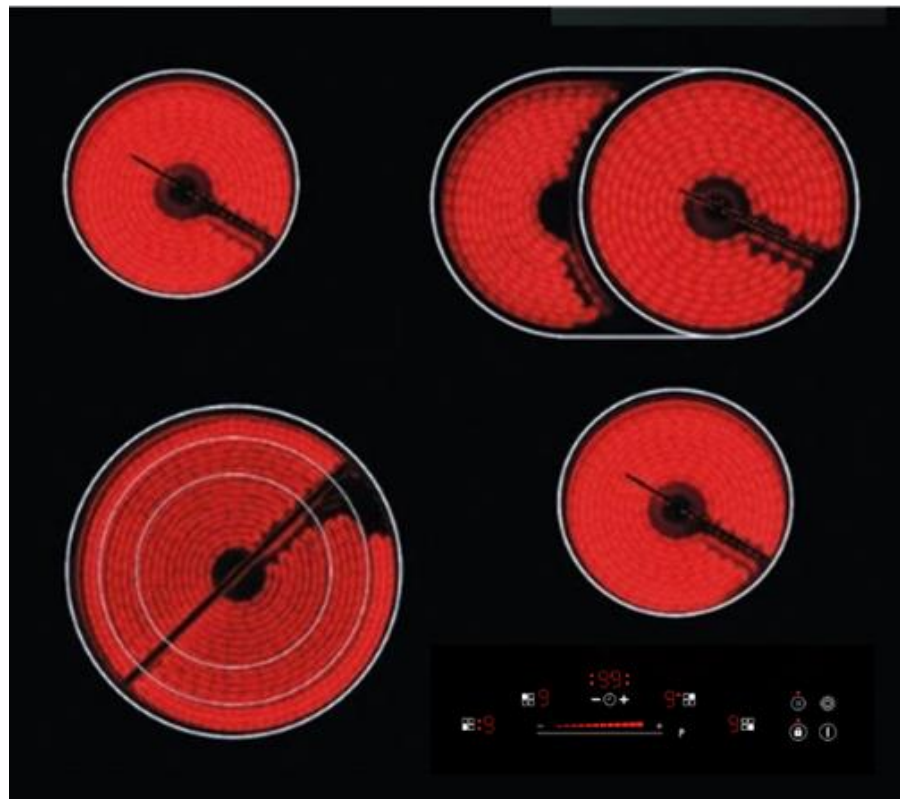
60cm HOBS WITH SLIDER TOUCH CONTROL

4 COOKING ZONES



TB 6420 SL

- 600x510mm
- Radiant #1 and 4 Ø 145 mm (1200W)
- Radiant #2 Ø 180 mm (1800W)
- Radiant #3 Ø 210 / 180 mm (2000 / 1400W)
- Maximum nominal power 6200 W
- Auto-lock safety system
- Child Lock
- Cooking timer
- Residual heat indicator
- Easy installation kit
- Pre-heating + Power Boost



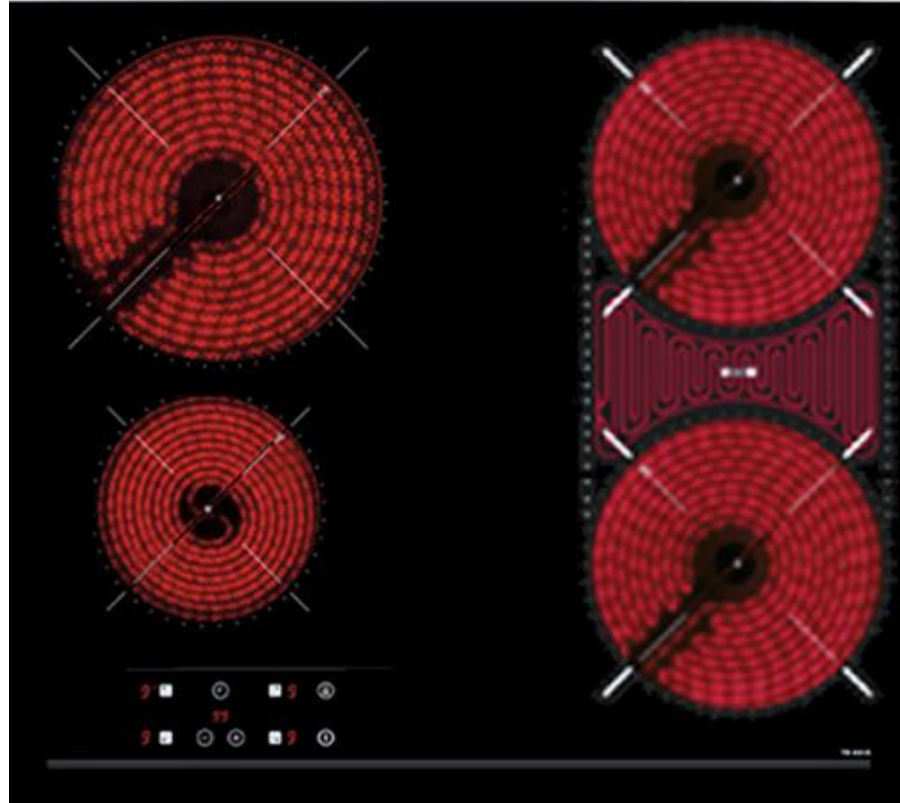
TB 642 SL

- 600x510mm
- Radiant #1 and 4 Ø 145 mm (1200W)
- Zone Ø 170 x 265 mm (1400 / 2200W)
- Radiant #3 Ø 120 / 180 / 210 mm (800 / 1600 / 2300W)
- Maximum nominal power 6900 W
- Auto-lock safety system
- Child Lock
- Cooking timer
- Residual heat indicator
- Easy installation kit
- Pre-heating + Power Boost




60cm HOBS WITH TOUCH CONTROL

FULL BRIDGE



FQ6VT77- Bridge 4 zones

- 600x510mm
- 4 cooking zones
- Radiant #1 Ø 180 mm (1800W)
- Radiant #3 Ø 145 mm (1200W)
- Bridge zones (Full): (1800/400/1800W)
- Radiant #2 and 4 Ø 180 mm
- Radiant #middle 180x415 mm
- Cooking timer
- Residual heat indicator
- Child lock
- Easy installation kit
- Maximum nominal power 7000 W



FQ6VT79 – Bridge 3 zones

- 600x510mm
- 3 cooking zones
- Radiant #1 Ø 270/ 210 mm (2400/1500W)
- Bridge zones (Full): (1800/400/1800W)
- Radiant #2 and 3 Ø 180 mm
- Radiant #middle 180x415 mm
- Cooking timer
- Residual heat indicator
- Child lock
- Easy installation kit
- Maximum nominal power 6400 W



80cm HOB WITH TOUCH CONTROL / SLIDER TOUCH CONTROL

3 COOKING ZONES

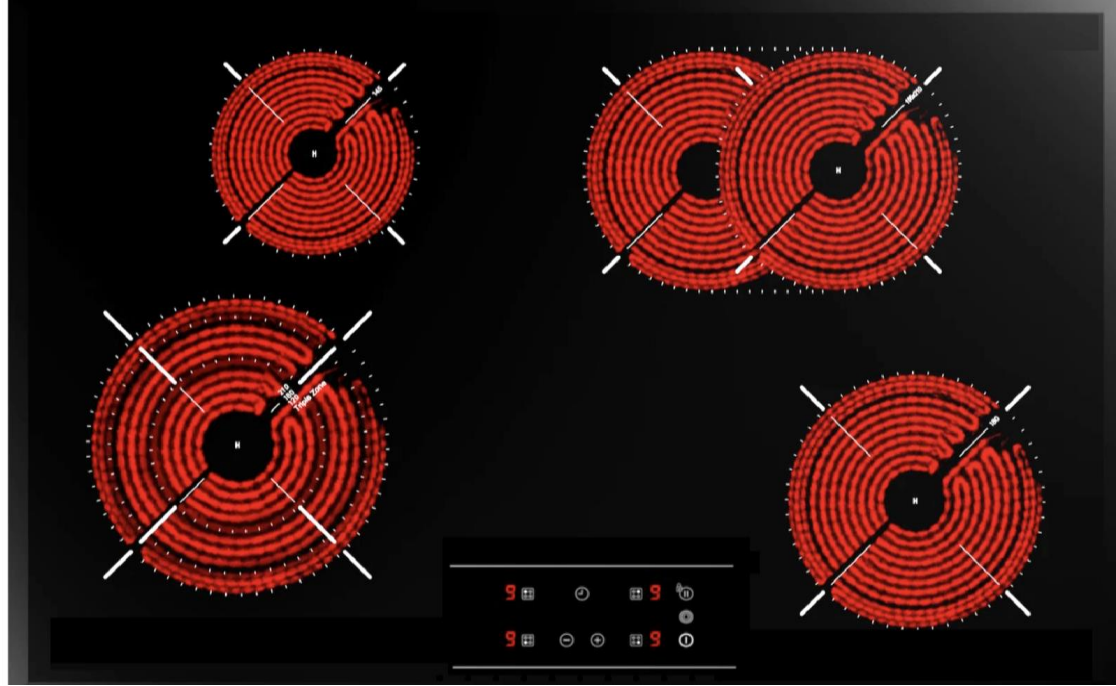


TRC 83631

- 800x510mm
- 3 cooking zones
- Radiant #1 Ø 180 mm (1800W)
- Radiant #2 Ø 145 mm (1200W)
- Radiant # 3Ø 145 / 210 / 270 mm (1050 / 1950 / 2700W)
- Maximum nominal power 5700 W
- Auto-lock safety system
- Child Lock
- Cooking timer
- Residual heat indicator
- Easy installation kit
- Pre-heating + Power Boost

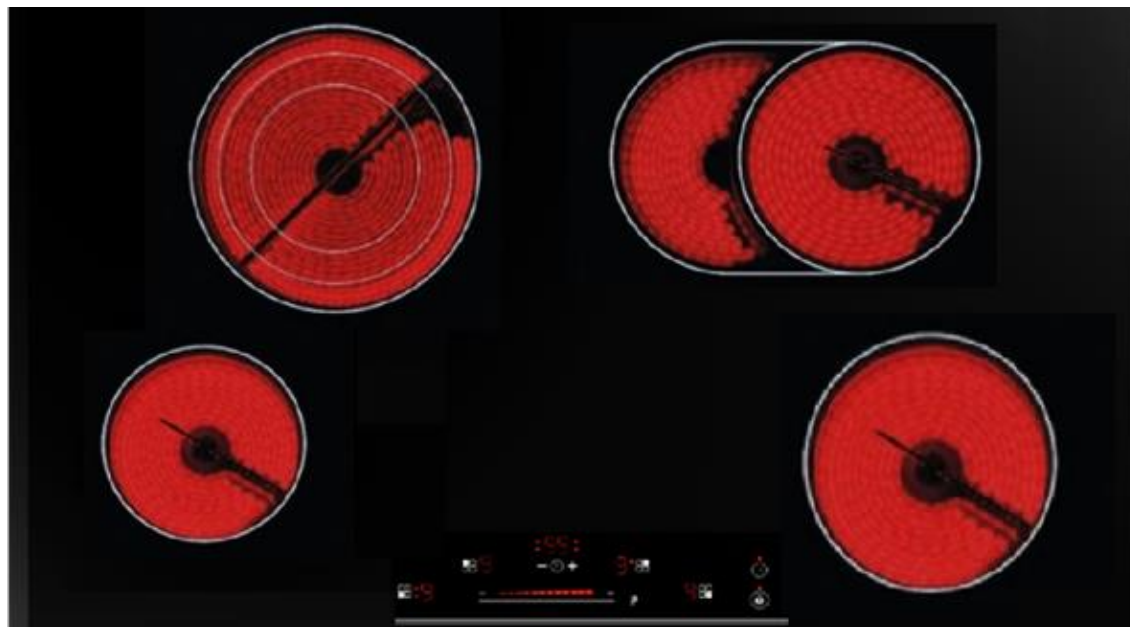
80cm HOB WITH TOUCH CONTROL / SLIDER TOUCH CONTROL

4 COOKING ZONES



TB 84350

- 800x510mm
- Radiant #1 145 mm (1200W)
- Radiant #2 Ø 170 x 265 mm (2200/1400W)
- Radiant #3 Ø 120/ 180/ 210 (800/1600/2300W)
- Radiant #4 Ø 180 mm (1800W)
- Maximum nominal power 7500 W
- Auto-lock safety system
- Child Lock
- Cooking timer
- Residual heat indicator
- Easy installation kit
- Pre-heating + Power Boost



TB 84300 SL

- 800x510mm
- Radiant #1 Ø 120/ 180/ 210 mm (800/1600/2300W)
- Radiant #2 Ø 170 x 265 mm (2200/1400W)
- Radiant #3 Ø 145 mm (1200W)
- Radiant #4 Ø 180 mm (1800W)
- Maximum nominal power 7500 W
- Auto-lock safety system
- Child Lock
- Cooking timer
- Residual heat indicator
- Easy installation kit
- Pre-heating + Power Boost



90cm HOB WITH TOUCH CONTROL / SLIDER TOUCH CONTROL

5 COOKING ZONES



TR 951

- 900x510mm
- Radiant #1 Ø 145 / 210 / 270 mm (1050/1950/2700W)
- Radiant #2 Ø 120 / 180 mm (1700/800W)
- Radiant #3 and 4 Ø 145 mm (1200W)
- Radiant #5 Ø 180 mm (1800W)
- Maximum nominal power 8900 W
- Auto-lock safety system
- Child Lock
- Cooking timer
- Residual heat indicator
- Easy installation kit
- Pre-heating + Power Boost

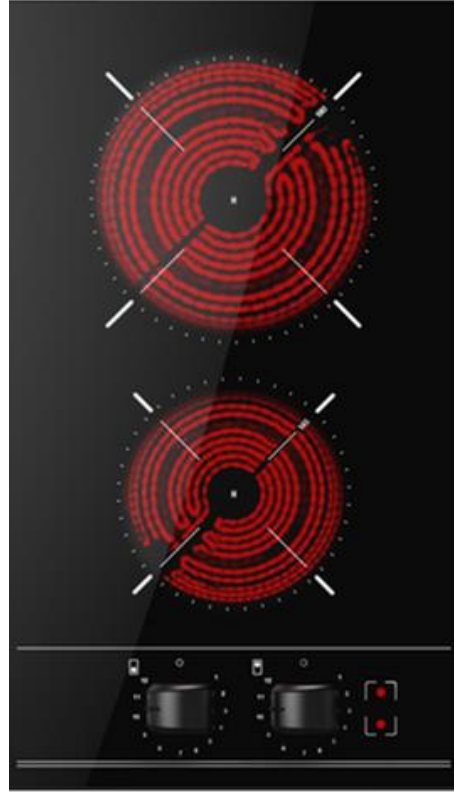


TR 951 SL

- 900x510mm
- Radiant #1 Ø 145 / 210 / 270 mm (1050/1950/2700W)
- Radiant #2 Ø 120 / 180 mm (1700/800W)
- Radiant #3 and 4 Ø 145 mm (1200W)
- Radiant #5 Ø 180 mm (1800W)
- Maximum nominal power 8900 W
- Auto-lock safety system
- Child Lock
- Cooking timer
- Residual heat indicator
- Easy installation kit
- Pre-heating + Power Boost

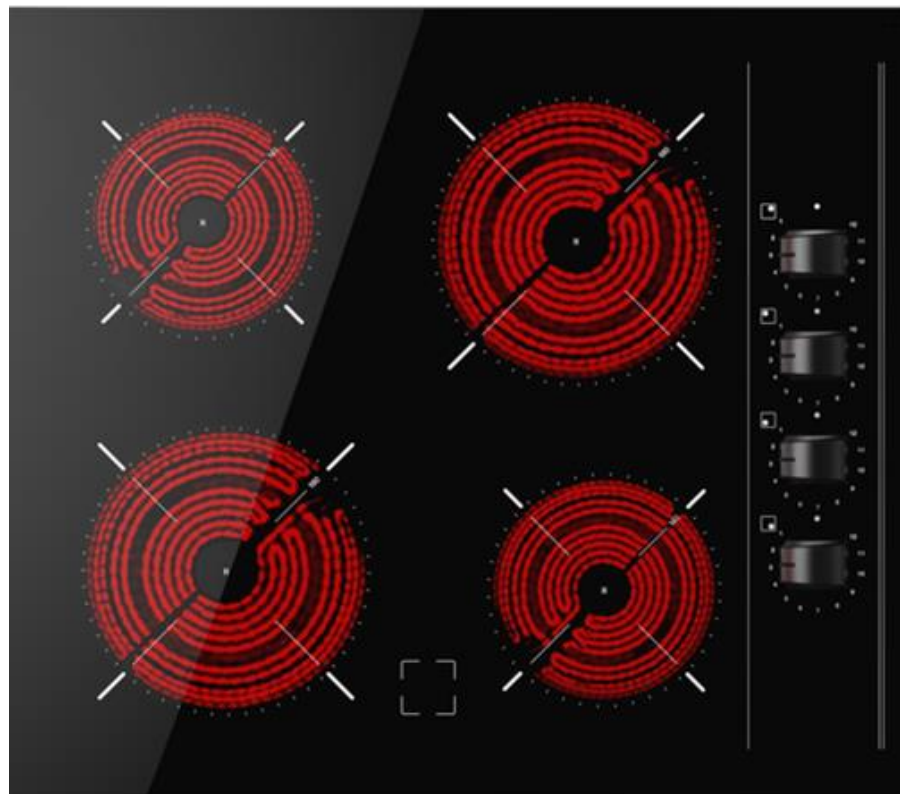


VITROCERAMIC HOBS WITH KNOB CONTROL



TBC 32000

- 300x510mm
- 2 cooking zones
- Radiant #1 Ø 180 mm (1800W)
- Radiant #2 Ø 145 mm (1200W)
- Maximum nominal power 3000 W
- Auto-lock safety system
- Residual heat indicator
- Easy installation kit
- Energy Regulator
- Number of electric power levels: 12




TBC 64000

- 600x510mm
- 4 cooking zones
- Radiant #1 and 4 Ø 145 mm (1200W)
- Radiant #2 and 3 Ø 180 mm (1800W)
- Maximum nominal power 6000 W
- Automatic safety disconnection
- Residual heat indicator
- Easy installation kit
- Energy Regulator
- Number of electric power levels: 12



VITROCERAMIC HOBS FOR USA (UL CERTIFIED)


12 Inch



FQ1VR01



- Width 11.88" (30 cm) / Depth 12.63" (32 cm)
- 1 Cooking Zone
- Radiant #1 Size 6.0" (15 cm)
- Maximum nominal power 1200 W
- Power: 120 V AC/ 10A/ 60 Hz
- Min. Wire Size: #16 AWG
- Push-to-turn knobs
- Individual Indicator lights



FQ3VR01



- Width 11.88" (30 cm) / Depth 19.7" (50 cm)
- 2 Cooking Zones
- Radiant #1 Size 6.0" (15 cm)
- Radiant #2 Size 6.0" (15 cm)
- Maximum nominal power 2400 W
- Power:
 - 120V AC/ 25A/ 60 Hz → Min. Wire Size: #12 AWG
 - 220V AC/ 10A/ 60 Hz → Min. Wire Size: #16 AWG
- Push-to-turn knobs
- Individual Indicator lights



VITROCERAMIC HOBS FOR USA (UL CERTIFIED)

24 Inch



FQ5VR01



- Width 20.63" (52 cm)/ Depth 19.13" (49 cm)
- 3 Cooking Zones
- Radiant #1 Size 6.0" (15 cm)
- Radiant #2 Size 6.0" (15 cm)
- Radiant #3 Size 6.0" (15 cm)
- Maximum nominal power 3600 W
- Power: 220V AC/ 15A/ 60 Hz
- Min. Wire Size: #16 AWG
- Push-to-turn knobs
- Individual Indicator lights



SA6VR01




- Width 24.0" (61 cm) / Depth 20.5" (52 cm)
- 4 Cooking Zones
- Radiant #1 Size 6.0" (15 cm)
- Radiant #2 Size 7.5" (19 cm)
- Radiant #3 Size 6.0" (15 cm)
- Radiant #4 Size 7.5" (19 cm)
- Maximum nominal power 6000 W
- Power: 230V AC/ 21A/ 60 Hz
- Push-to-turn knobs
- Individual Indicator lights



60 CM VITROCERAMIC HYBRID HOBS WITH KNOB CONTROL

4 COOKING ZONES



SQ6VC01

- 600x510mm
- 1000 W Auxiliary Gas Burner
- 2800 W Rapid Burner
- Radiant #1 Ø 180 mm (1800W)
- Radiant #2 Ø 145 mm (1200W)
- Maximum nominal power 6800 W
- Auto-lock safety system
- Residual heat indicator
- Easy installation kit




SQ6VC02

- 600x510mm
- 1000 W Auxiliary Gas Burner
- 2800 W Rapid Burner
- Radiant #1 Ø 180 mm (1800W)
- Radiant #2 Ø 145 mm (1200W)
- Maximum nominal power 6800 W
- Auto-lock safety system
- Residual heat indicator
- Easy installation kit

60 CM VITROCERAMIC HYBRID HOBS WITH KNOB CONTROL

4 COOKING ZONES



SQ6VC03

- 600x510mm
- 1000 W Auxiliary Gas Burner
- 2800 W Rapid Burner
- 1750 W Semi-Rapid Burner
- Radiant #1 Ø 145 mm (1200W)
- Maximum nominal power 6750W
- Auto-lock safety system
- Residual heat indicator
- Easy installation kit

HOB FINISHING OPTIONS

C-EDGED GLASS



FULL BEVELLED GLASS



FRONT BEVELLED GLASS



GLASS WITH METAL FRAME



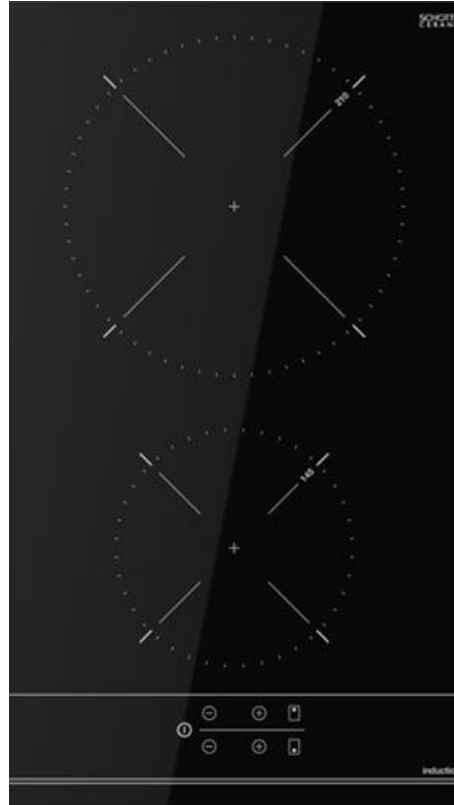


INDUCTION HOBS



30cm HOBS WITH TOUCH CONTROL

2 COOKING ZONES



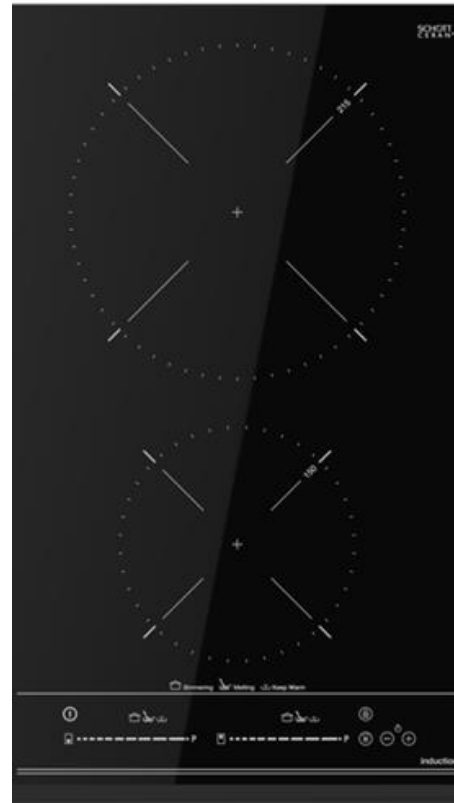
IZC 32000

- 300x510mm
- Zone #1 Ø 210 mm
- Zone #2 Ø 145 mm
- Auto-lock safety system
- Power plus
- Residual heat indicator
- Power management
- Easy installation kit
- Maximum nominal power 3600 W



30cm HOBS WITH MULTISLIDER TOUCH CONTROL

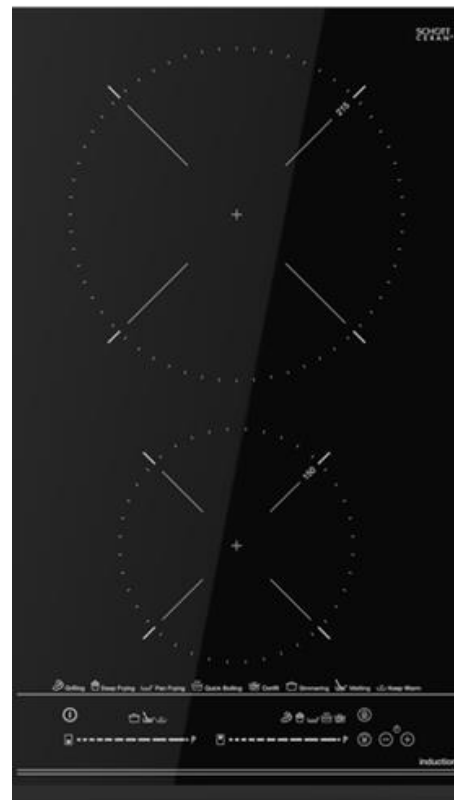
2 COOKING ZONES











IZC 32310

 Simmering  Melting  Keep Warm

- 300x510mm
- Zone #1 Ø 215 mm
- Zone #2 Ø 150 mm
- Auto-lock safety system
- Cooking timer
- Power plus
- Power management
- Easy installation kit
- Maximum nominal power 3600 W
- Direct Cooking Functions



IZC 32600

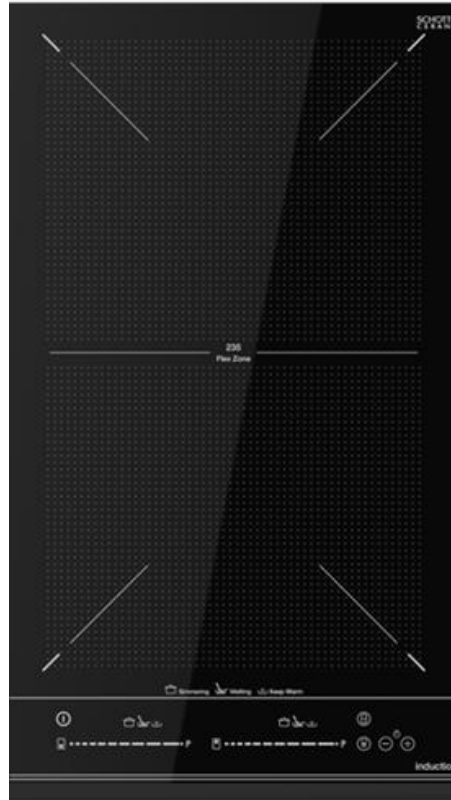
 Grilling  Deep Frying  Pan Frying
 Confit  Simmering  Melting
 Keep Warm  Quick Boiling

- 300x510mm
- Zone #1 Ø 215 mm
- Zone #2 Ø 150 mm
- Cooking timer
- Power management
- Easy installation kit
- Maximum nominal power 3600 W
- Direct Cooking Functions

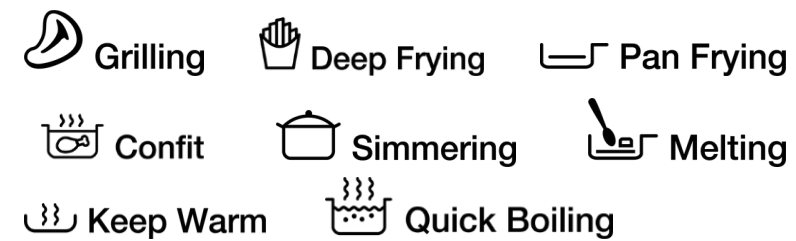


30cm HOBS WITH MULTISLIDER TOUCH CONTROL

FLEX COOKING ZONES



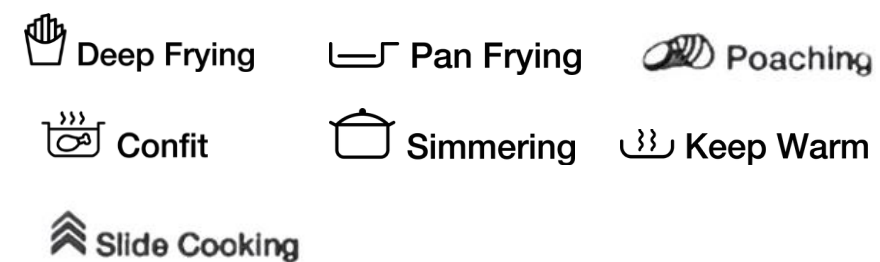
IZF 32400



- 300x510mm
- Flex Zone Ø 235 x 188,5 mm
- Auto-lock safety system
- Cooking timer
- Power plus
- Child lock
- Residual heat indicator
- Power management
- Easy installation kit
- Maximum nominal power 3600 W
- Direct Cooking Functions



IZS 34700

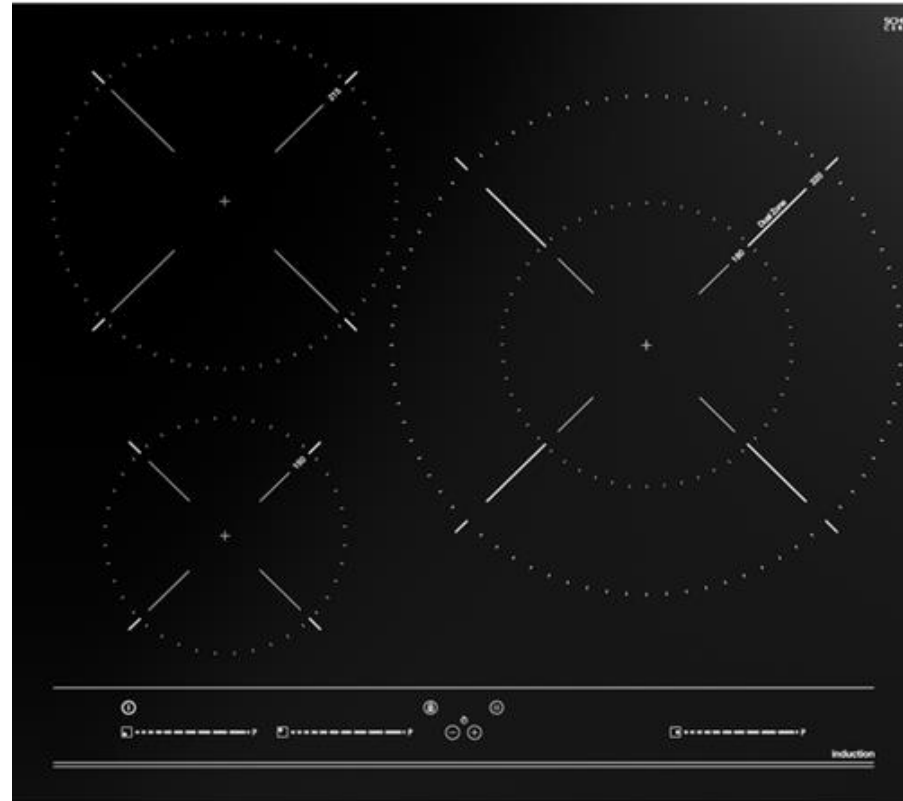


- 300x510mm
- Slide-Flex Zone Ø 255 x 200 mm
- Cooking timer
- Child lock
- Power management
- Easy installation kit
- Maximum nominal power 3500 W
- Direct Cooking Functions



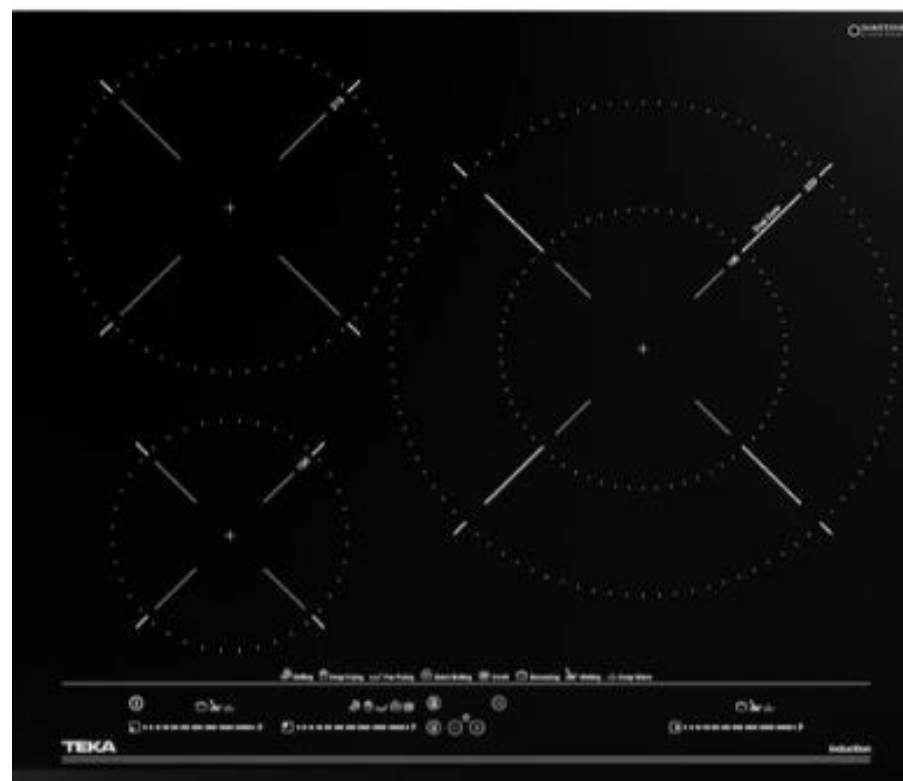
60cm HOBS WITH MULTISLIDER TOUCH CONTROL

3 COOKING ZONES



IBC 63320

- 600X510mm
- Zone #1 Ø 215 mm
- Zone #2 Ø 320/180 mm
- Zone #3 Ø 150 mm
- Auto-lock safety system
- Cooking timer
- Power plus
- Child lock
- Residual heat indicator
- Power management
- Easy installation kit
- Maximum nominal power 7200 W



IZC 63630

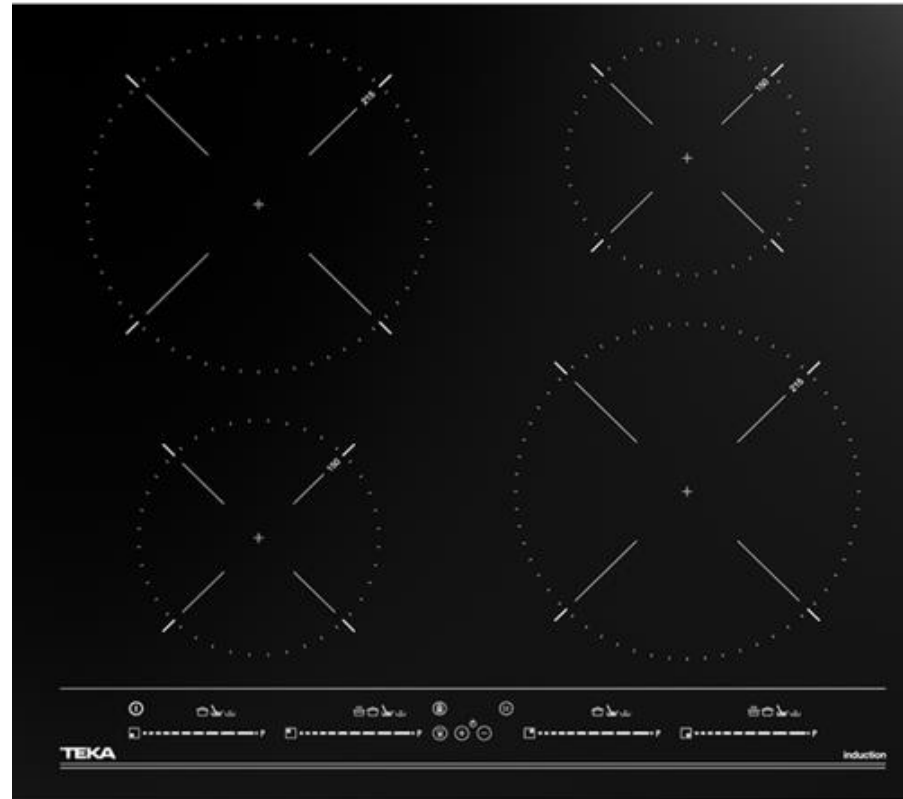
- Grilling
- Deep Frying
- Pan Frying
- Confit
- Simmering
- Melting
- Keep Warm
- Quick Boiling

- 600X510mm
- Zone #1 Ø 215 mm
- Zone #2 Ø 320/180 mm
- Zone #3 Ø 150 mm
- Auto-lock safety system
- Cooking timer
- Power plus
- Child lock
- Residual heat indicator
- Power management
- Easy installation kit
- Maximum nominal power 7200 W
- Direct Cooking Functions



60cm HOBS WITH MULTISLIDER TOUCH CONTROL

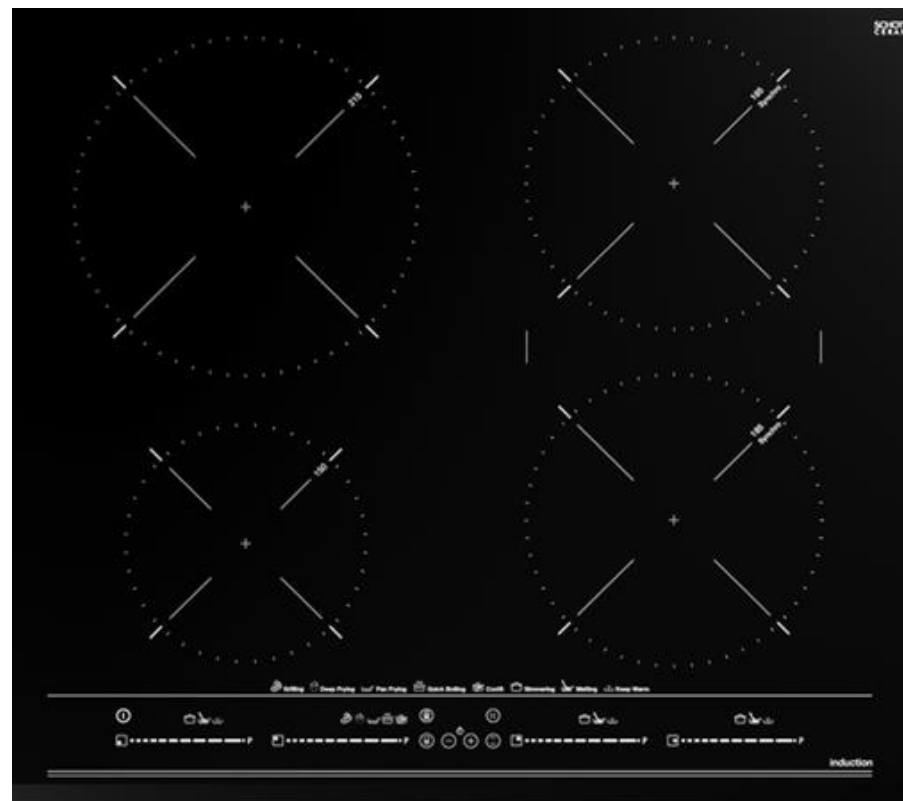
4 COOKING ZONES



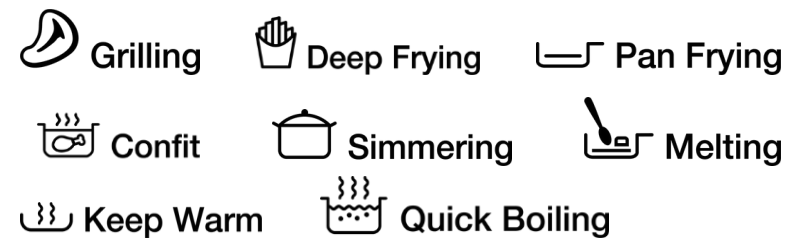
IBC 64320



- 600X510mm
- Zone #1 and 4 Ø 215 mm
- Zone #2 and 3 Ø 150 mm
- Auto-lock safety system
- Cooking timer
- Power plus
- Child lock
- Residual heat indicator
- Power management
- Easy installation kit
- Maximum nominal power 7200 W
- Direct Cooking Functions



IZC 64630

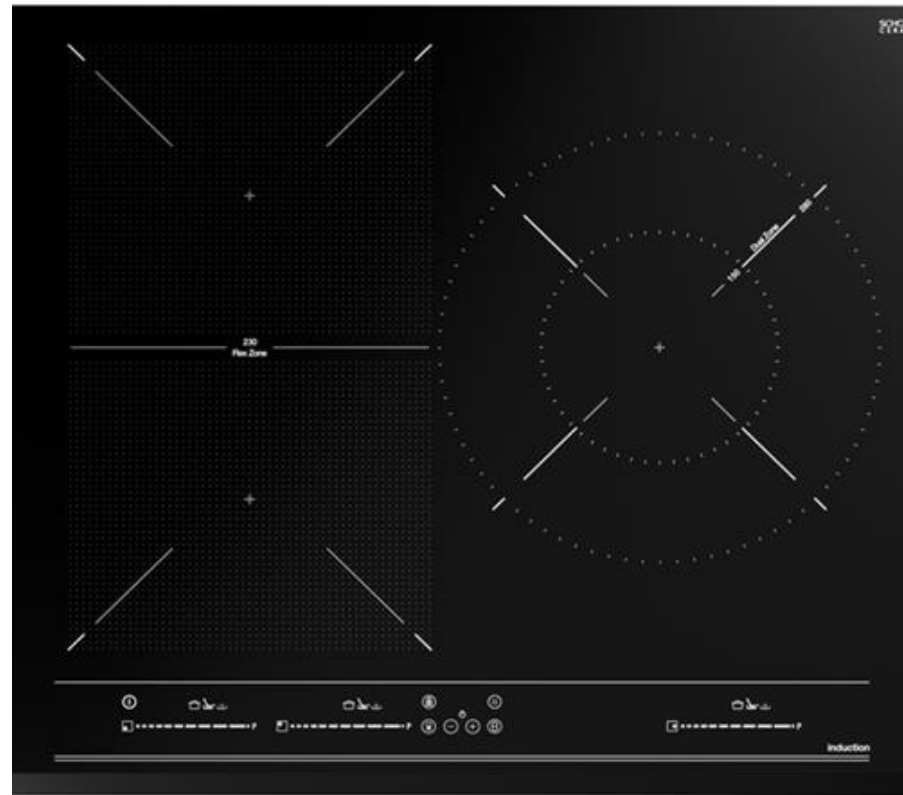


- 600X510mm
- Zone #1 Ø 215 mm
- Zone #2 and 4 Ø 185 mm
- Zone #3 Ø 150 mm
- Auto-lock safety system
- Cooking timer
- Child lock
- Residual heat indicator
- Power management
- Easy installation kit
- Maximum nominal power 7200 W
- Direct Cooking Functions



60cm HOBS WITH MULTISLIDER TOUCH CONTROL

FLEX COOKING ZONES

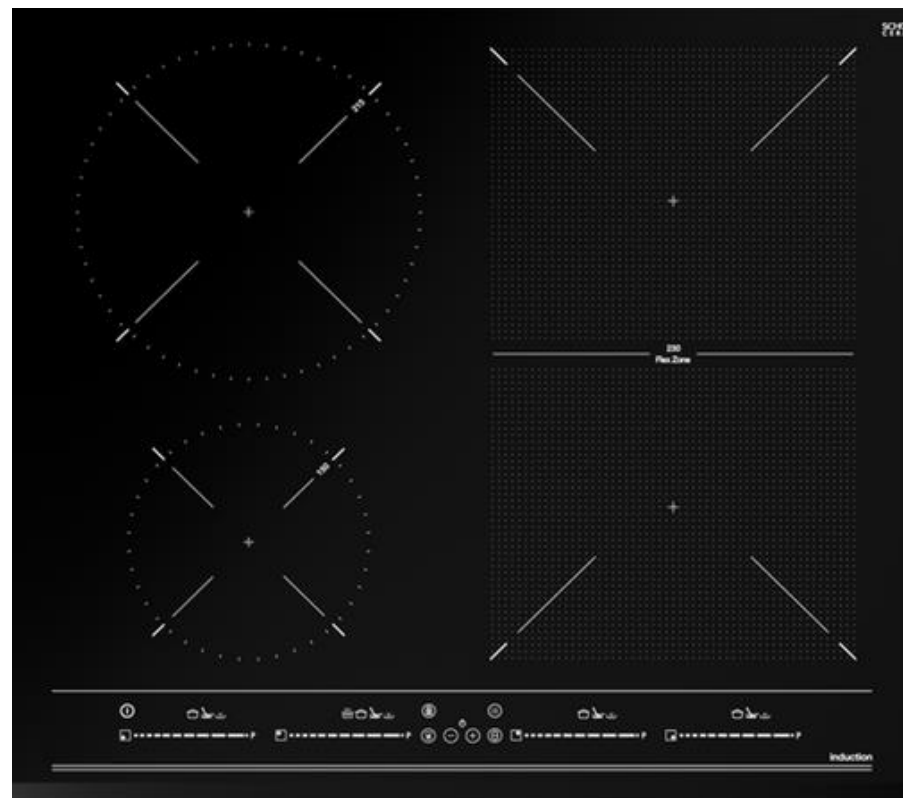


IZF 65320

 Simmering  Melting  Keep Warm

- 600X510mm
- Flex Zone Ø 230 x 188 mm
- Zone #2 Ø 150 / 280 mm
- Auto-lock safety system
- Cooking timer
- Power plus
- Child lock
- Residual heat indicator
- Power management
- Easy installation kit
- Maximum nominal power 7200 W

- Direct Cooking Functions



IZF 64440

 Simmering  Melting  Keep Warm
 Quick Boiling


- 600X510mm
- Zone #1 Ø 215 mm
- Zone #2 Ø 150 mm
- Flex Zone Ø 235 x 188 mm
- Auto-lock safety system
- Cooking timer
- Power plus
- Child lock
- Power management
- Easy installation kit
- Maximum nominal power 7200 W

- Direct Cooking Functions



60cm HOBS WITH MULTISLIDER TOUCH CONTROL

FULL-FLEX COOKING ZONES



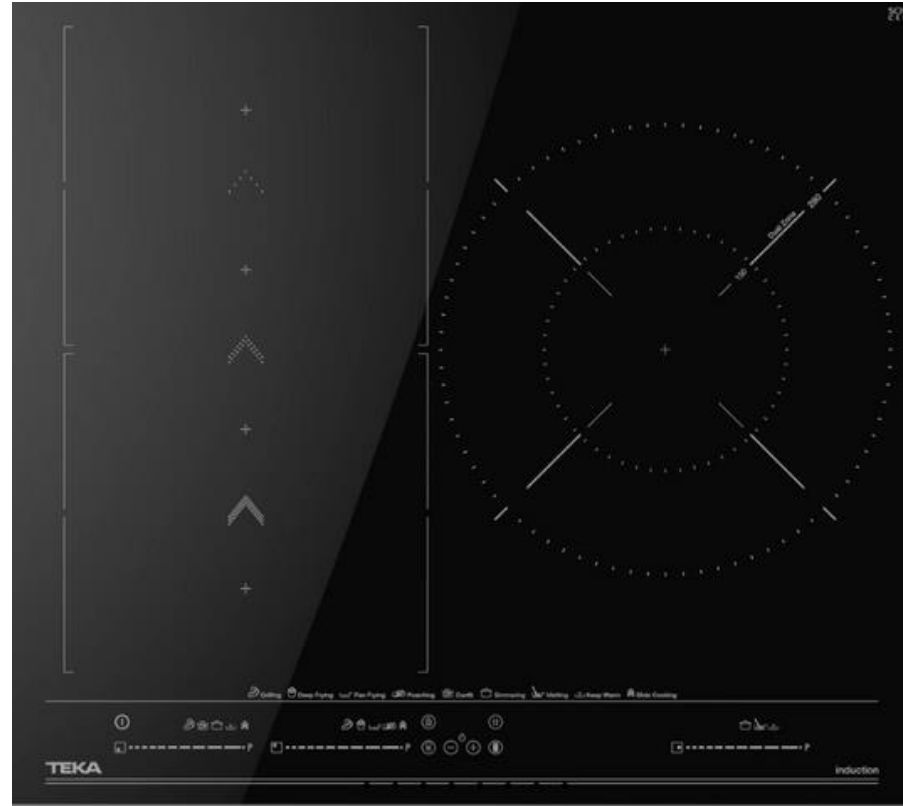
IZF 64600

 Simmering  Melting  Keep Warm


- 600X510mm
 - Full-Flex Zone Ø 235 X 188,5 mm
 - Auto-lock safety system
 - Cooking timer
 - Power plus
 - Child lock
 - Residual heat indicator
 - Power management
 - Easy installation kit
 - Maximum nominal power 7200 W
- Direct Cooking Functions

60cm HOBS WITH MULTISLIDER TOUCH CONTROL

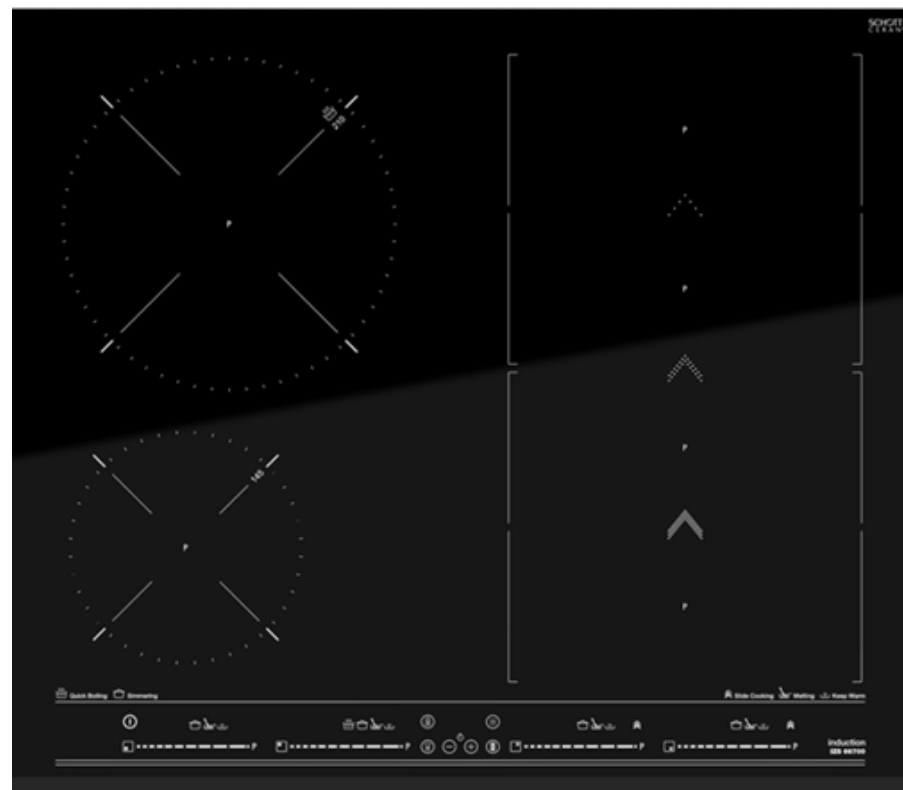
FLEX ZONE WITH SLIDECOOKING FUNCTION



ITS 67620



- 600X510mm
- 3 cooking zones
- Slide-Flex Zone 228 x 200 mm
- Zone #2 Ø 280/150 mm
- Power Plus function
- Child lock
- Maximum nominal power: 7200 W
- Direct Cooking Functions



IZS 66800



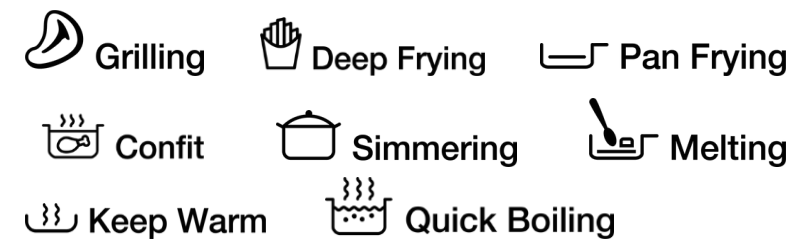
- 600X510mm
- 4 cooking zones
- Zone #1 Ø 215 mm
- Slide-Flex Zone 228 x 200 mm
- Zone #3 Ø 150 mm
- Power Plus function
- Child lock
- Maximum nominal power: 7200 W
- Direct Cooking Functions



80cm HOBS WITH MULTISLIDER TOUCH CONTROL



IZC 83620



- 800x400mm
- 3 cooking zones
- Zone #1 Ø 215 mm
- Zone #2 Ø 150 mm
- Zone #3 Ø 320/180 mm
- Auto-lock safety system
- Cooking timer
- Power plus
- Child lock
- Residual heat indicator
- Power management
- Easy installation kit
- Maximum nominal power 7200 W
- Direct Cooking Functions



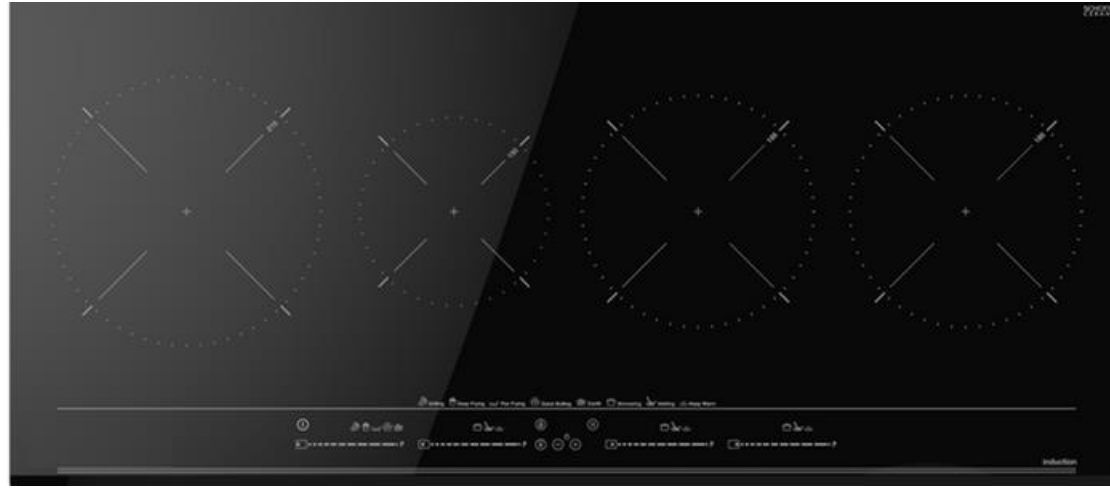
IZS 86630



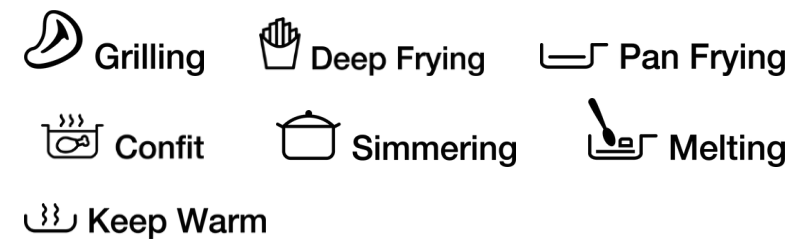
- 800x510mm
- 4 cooking zones
- Zone #1 Ø 280 mm
- Zone #2 Ø 185 mm
- Slide-Flex Zone Ø 228 x 200 mm
- Auto-lock safety system
- Cooking timer
- Power plus
- Child lock
- Power management
- Easy installation kit
- Maximum nominal power 7200 W
- Direct Cooking Functions



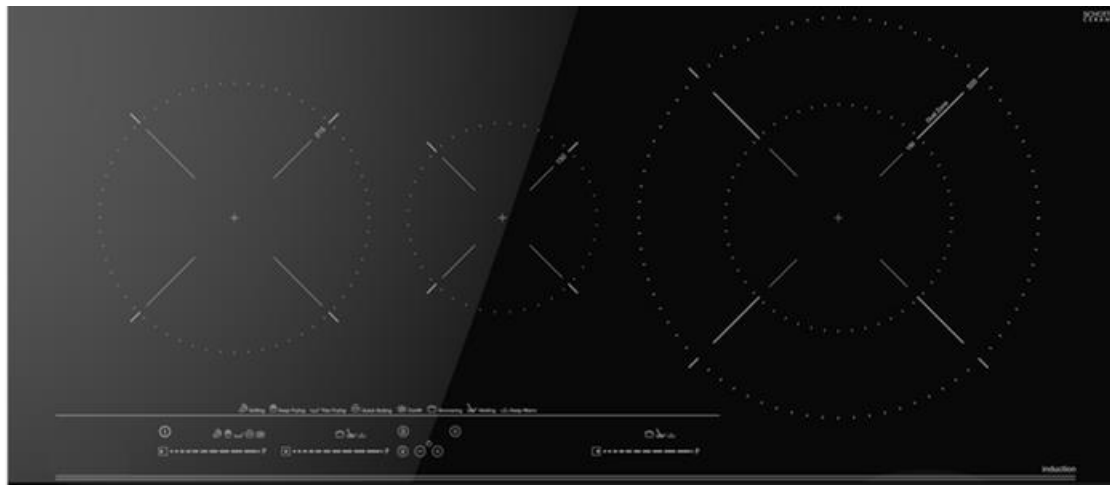
90cm HOBS WITH MULTISLIDER TOUCH CONTROL



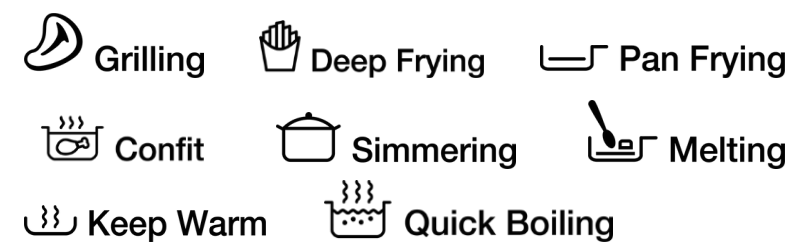
IZC 94620



- 900x400mm
- Zone #1 Ø 215 mm
- Zone #2 and 4 Ø 185 mm
- Zone #3 Ø 150 mm
- Auto-lock safety system
- Cooking timer
- Power plus
- Child lock
- Residual heat indicator
- Power management
- Easy installation kit
- Maximum nominal power 7200 W
- Direct Cooking Functions



IZC 93320

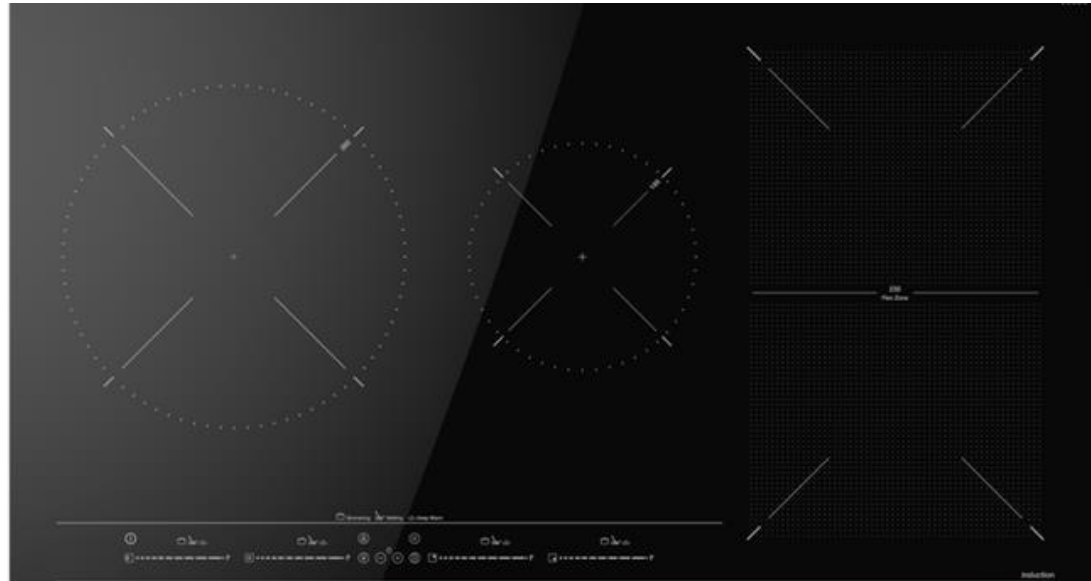


- 900x400mm
- 3 cooking zones
- Zone #1 Ø 215 mm
- Zone #2 Ø 150 mm
- Zone #3 Ø 320/180 mm
- Auto-lock safety system
- Cooking timer
- Power plus
- Child lock
- Residual heat indicator
- Power management
- Easy installation kit
- Maximum nominal power 7200 W
- Direct Cooking Functions



90cm HOBS WITH MULTISLIDER TOUCH CONTROL

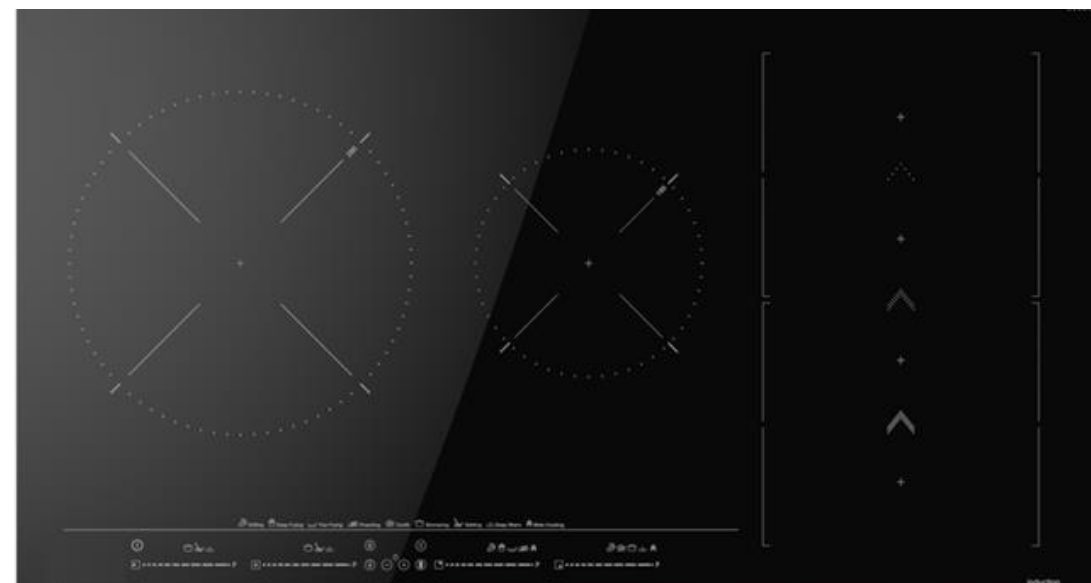
FLEX COOKING ZONES



IZF 94300

 Simmering  Melting  Keep Warm

- 900x510mm
- Zone #1 Ø 280 mm
- Zone #2 Ø 185 mm
- Flex Zone Ø 235 x 188,5 mm
- Auto-lock safety system
- Cooking timer
- Power plus
- Child lock
- Residual heat indicator
- Power management
- Easy installation kit
- Maximum nominal power 7200 W
- Direct Cooking Functions



IZS 96700

 Grilling  Deep Frying  Pan Frying
 Poaching  Confit  Simmering
 Melting  Keep Warm  Slide Cooking

- 900x510mm
- 4 cooking zones
- Zone #1 Ø 280 mm
- Zone #2 Ø 185 mm
- Slide-Flex Zone Ø 228 x 200 mm
- Auto-lock safety system
- Cooking timer
- Power plus
- Child lock
- Power management
- Easy installation kit
- Maximum nominal power 7200 W
- Direct Cooking Functions



HOB FINISHING OPTIONS

C-EDGED GLASS



FULL BEVELLED GLASS



FRONT BEVELLED GLASS



GLASS WITH METAL FRAME





GAS HOBS

60CM BUILT-IN GAS HOB

4 BURNERS /SIDE CONTROL



SD6XG

- 580x500 mm
- 1000 W Auxiliary Burner Front Right
- 2800 W Rapid Burner Front Left
- 1750 W Semi-Rapid Burner Rear Right
- 1750 W Semi-Rapid Burner Rear Left
- 7300 W TOTAL MAX
- Electronic Ignition via Side Mounted Knobs
- Black Enameled Pan Supports and Burner Lids
- Power Supply Cord with/without plug
- Stainless Steel




**SD6XG
CAST IRON**

- 580x500 mm
- 1000 W Auxiliary Burner Front Right
- 2800 W Rapid Burner Front Left
- 1750 W Semi-Rapid Burner Rear Right
- 1750 W Semi-Rapid Burner Rear Left
- 7300 W TOTAL MAX
- Electronic Ignition via Side Mounted Knobs
- Cast Iron Pan Supports and Burner Lids
- Power Supply Cord with/without plug
- Stainless Steel



60CM BUILT-IN GAS HOB

4 BURNERS /SIDE CONTROL



SD6EG -B

- 580x500 mm
- 1000 W Auxiliary Burner Front Right
- 2800 W Rapid Burner Front Left
- 1750 W Semi-Rapid Burner Rear Right
- 1750 W Semi-Rapid Burner Rear Left
- 7300 W TOTAL MAX
- Electronic Ignition via Side Mounted Knobs
- Black Enameled Pan Supports and Burner Lids
- Power Supply Cord with/without plug
- Plate with Black Enameled

Color Options:



SD6EG - W



SD6EG- E



60CM BUILT-IN GAS HOB

3 BURNERS + 1 TRIPLE RING BURNER (WOK) / SIDE CONTROL



SD6XW

- 580x500 mm
- 1000 W Auxiliary Burner Front Right
- 3300 W Triple Ring Burner Front Left
- 1750 W Semi-Rapid Burner Rear Right
- 1750 W Semi-Rapid Burner Rear Left
- 7800 W TOTAL MAX
- Electronic Ignition via Side Mounted Knobs
- Black Enameled Pan Supports and Burner Lids
- Power Supply Cord with/without plug
- Stainless Steel

Enameled Color Options:



SD6EW -B



SD6EW -W



TEKA

60CM BUILT-IN GAS HOB

3 BURNERS + 1 HOT PLATE/ SIDE CONTROL



SD6XC

- 580x500 mm
- 1000 W Auxiliary Burner Front Right
- 2800 W Rapid Burner Front Left
- 1750 W Semi-Rapid Burner Rear Right
- 1500 W Solid Hot Plate Burner Rear Left
- 7050 W TOTAL MAX
- Electronic Ignition via Side Mounted Knobs
- Black Enameled Pan Supports and Burner Lids
- Power Supply Cord with/without plug
- Stainless Steel

Enameled Color Options:



SD6EC - W



SD6EC - B



TEKA

30CM BUILT-IN GAS HOB

2 BURNERS /FRONT CONTROL



FV3XG

- 300x510mm
- 1000 W Auxiliary Burner Front
- 2800 W Rapid Burner Rear
- 3800 W TOTAL MAX
- Electronic Ignition via Front Mounted Knobs
- Black Enameled Pan Supports and Burner Lids
- Power Supply Cord with/without plug
- Stainless Steel



60CM BUILT-IN GAS HOB

4 BURNERS /FRONT CONTROL



FS6XG

- 580x500 mm
- 1400 W Semi-Rapid Burner Front Right
- 1000 W Auxiliary Burner Front Left
- 2800 W Rapid Burner Rear Right
- 1750 W Semi-Rapid Burner Rear Left
- 6950 W TOTAL MAX
- Electronic Ignition via Front Mounted Knobs
- Cast Iron Pan Supports and Burner Lids
- Power Supply Cord with/without plug
- Stainless Steel



FS6EW- Rustic

- 580x500 mm
- 1700 W Semi-Rapid Burner Rear Left
- 1000 W Auxiliary Burner Front Right
- 3000 W Rapid Burner Rear Right
- 3500 W Triple Burner Front Left
- 9250 W TOTAL MAX
- Electronic Ignition via Front Mounted Knobs
- Black Enameled Pan Supports and Burner Lids
- Power Supply Cord with/without plug
- Enameled Cream



60CM BUILT-IN GAS HOB RUSTIC EDITION

4 BURNERS /FRONT CONTROL



**FS6EW-
Rustic R**

- 580x500 mm
- 1700 W Semi-Rapid Burner Rear Left
- 1000 W Auxiliary Burner Front Right
- 3000 W Rapid Burner Rear Right
- 3500 W Triple Burner Front Left
- 9250 W TOTAL MAX
- Electronic Ignition via Front Mounted Knobs
- Black Enameled Pan Supports and Burner Lids
- Power Supply Cord with/without plug
- Enameled Rustic Red

Color Options:



**FS6EW-
Rustic B**



**FS6EW-
Rustic C**



70CM BUILT-IN GAS HOB

4 BURNERS + 1 TRIPLE RING BURNER (WOK) / FRONT CONTROL



FS7XW

- 680x500 mm
- 1750 W Semi-Rapid Burner Front Right
- 1000 W Auxiliary Burner Front Left
- 3300 W Triple Ring Burner Center
- 2800 W Rapid Burner Rear Right
- 1750 W Semi-Rapid Burner Rear Left
- 10600 W TOTAL MAX
- Electronic Ignition via Front Mounted Knobs
- Cast Iron Pan Supports and Burner Lids
- Power Supply Cord with/without plug
- Stainless Steel

90CM BUILT-IN GAS HOB

4 BURNERS + 1 TRIPLE RING BURNER (WOK) / FRONT CONTROL



FS9XW

- 880x500 mm
- 1750 W Semi-Rapid Burner Front Right
- 1000 W Auxiliary Burner Front Left
- 3300 W Triple Ring Burner Center
- 2800 W Rapid Burner Rear Right
- 1750 W Semi-Rapid Burner Rear Left
- 10600 W TOTAL MAX
- Electronic Ignition via Front Mounted Knobs
- Black Enameled Pan Supports and Burner Lids
- Power Supply Cord with/without plug
- Stainless Steel



TEKA

90CM BUILT-IN GAS HOB RUSTIC EDITION

5 BURNERS /FRONT CONTROL



**FS9EW-
Rustic R**

- 880x500 mm
- 1750 W Semi-Rapid Burner Front Right
- 1000 W Auxiliary Burner Front Left
- 3300 W Triple Ring Burner Center
- 2800 W Rapid Burner Rear Right
- 1750 W Semi-Rapid Burner Rear Left
- 10600 W TOTAL MAX
- Electronic Ignition via Front Mounted Knobs
- Black Enameled Pan Supports and Burner Lids
- Power Supply Cord with/without plug
- Enameled Rustic Red

Color Options:



**FS9EW-
Rustic B**



**FS9EW-
Rustic C**



30CM BUILT-IN GAS ON GLASS HOB

2 BURNERS /FRONT CONTROL



FQ3TG

- 300x500 mm
- 1000 W Auxiliary Burner Front Right
- 2800W Rapid Burner Front Left
- 3800 W TOTAL MAX
- Electronic Ignition via Front Mounted Knobs
- Power Supply Cord with/without plug
- Black Enameled Pan Supports and Burner Lids
- Color tempered Black glass



60CM BUILT-IN GAS ON GLASS HOB

4 BURNERS /FRONT CONTROL



FQ6TG-C

- 600x500 mm
- 1000 W Auxiliary Burner Front Right
- 2800 W Rapid Burner Front Left
- 1750 W Semi-Rapid Burner Rear Right
- 1750 W Semi-Rapid Burner Rear Left
- 7300 W TOTAL MAX
- Electronic Ignition via Front Mounted Knobs
- Power Supply Cord with/without plug
- Cast Iron Pan Supports and Burner Lids
- Color tempered Black glass



FQ6TG

- 600x500 mm
- 1000 W Auxiliary Burner Front Right
- 2800 W Rapid Burner Front Left
- 1750 W Semi-Rapid Burner Rear Right
- 1750 W Semi-Rapid Burner Rear Left
- 7300 W TOTAL MAX
- Electronic Ignition via Front Mounted Knobs
- Power Supply Cord with/without plug
- Black Enameled Pan Supports and Burner Lids
- Color tempered Black glass




70CM BUILT-IN GAS ON GLASS HOB

4 BURNERS + 1 TRIPLE RING BURNER (WOK)/FRONT CONTROL



FQ7TW-B

- 680x500 mm
- 1000 W Auxiliary Burner Front Right
- 1400 W Semi-Rapid Burner Front Left
- 3500 W Triple Ring Burner Centre
- 2800 W Rapid Burner Rear Right
- 1750 W Semi-Rapid Burner Rear Left
- 10450 W TOTAL MAX
- Electronic Ignition via Front Mounted Knobs
- Cast Iron Pan Supports and Burner Lids
- Power Supply Cord
- Color tempered Black glass




FQ7TW - W

- 680x500 mm
- 1000 W Auxiliary Burner Front Right
- 1400 W Semi-Rapid Burner Front Left
- 3500 W Triple Ring Burner Centre
- 2800 W Rapid Burner Rear Right
- 1750 W Semi-Rapid Burner Rear Left
- 10450 W TOTAL MAX
- Cast Iron Pan Supports and Burner Lids
- Electronic Ignition via Front Mounted Knobs
- Power Supply Cord
- Color tempered White glass



60CM BUILT-IN GAS ON GLASS HOB

4 BURNERS/SIDE CONTROL



SQ6TG-C

- 600x500 mm
- 1000 W Auxiliary Burner Front Right
- 2800 W Rapid Burner Front Left
- 1750 W Semi-Rapid Burner Rear Right
- 1750 W Semi-Rapid Burner Rear Left
- 7300 W TOTAL MAX
- Cast Iron Pan Supports and Burner Lids
- Electronic Ignition via Side Mounted Knobs
- Power Supply Cord with/without plug
- Color tempered Black glass




SQ6TG

- 600x500 mm
- 1000 W Auxiliary Burner Front Right
- 2800 W Rapid Burner Front Left
- 1750 W Semi-Rapid Burner Rear Right
- 1750 W Semi-Rapid Burner Rear Left
- 7300 W TOTAL MAX
- Black Enameled Pan Supports and Burner Lids
- Electronic Ignition via Side Mounted Knobs
- Power Supply Cord with/without plug
- Color tempered Black glass



60CM BUILT-IN GAS ON GLASS HOB

3 BURNERS + 1 HOT PLATE /SIDE CONTROL



SQ6TC-C

- 600x500 mm
- 1000 W Auxiliary Burner Rear Right
- 2800W Rapid Burner Front Left
- 1750 W Semi-Rapid Burner Front Right
- 1500 W Solid Hotplate
- 7050 W TOTAL MAX
- Electronic Ignition via Front Mounted Knobs
- Power Supply Cord with/without plug
- Cast Iron Pan Supports and Burner Lids
- Color tempered Black glass



ELECTRIC OVENS

INOX SERIE BASIC



BS070

- Capacity: 65 liters
- Energy Class A
- Inner Walls with Easy to Clean Enamel
- Full Glass Inner Door
- Cooling Fan
- Inner Light
- Anti-finger Proof Stainless Steel

Cooking Functions: Cooking functions can be varied from 3 to 10 according to demand. (Please see functions chart.)

Other Options:



Optional Accessories :

- Pop-in / Pop-out Control Knobs
- Rotisserie
- Catalytic Panels
- Mechanical / Electronic Timer



INOX SERIE MULTI-FUNCTION



BS150

- Capacity: 62 liters
- Energy Class A
- Inner Walls with Easy to Clean Enamel
- Full Glass Inner Door
- Turbo Fan
- Cooling Fan
- Inner Light
- Anti-finger Proof Stainless Steel Panel

Cooking Functions: Cooking functions can be varied from 4 to 10 according to demand. (Please see functions chart.)

Other Control Options:



Optional Accessories :

- Pop-in / Pop-out Control Knobs
- Anti-Finger Proof Stainless steel
- Catalytic Panels
- Two Level Telescopic Tray Guides
- Touch Control Electronic Timer



BLACK SERIE



BS150

- Capacity: 62 liters
- Energy Class A
- Inner Walls with Easy to Clean Enamel
- Full Glass Inner Door
- Turbo Fan
- Cooling Fan
- Inner Light

Cooking Functions: Cooking functions can be varied from 4 to 10 according to demand. (Please see functions chart.)

Other Control Options:



Optional Accessories :

- Pop-in / Pop-out Control Knobs
- Anti-Finger Proof Stainless steel
- Catalytic Panels
- Two Level Telescopic Tray Guides
- Touch Control Electronic Timer



RUSTIC SERIE



BS150

- Capacity: 62 liters
- Energy Class A
- Inner Walls with Easy to Clean Enamel
- Full Glass Inner Door
- Turbo Fan
- Cooling Fan
- Inner Light
- Analog Timer

Cooking Functions: Cooking functions can be varied from 4 to 10 according to demand. (Please see functions chart.)

Optional Accessories :

- Catalytic Panels
- Two Level Telescopic Tray Guides
- Soft Close
- Cream /Anthracite Color Options
- Old Gold / Gold Knob / Handle Options



GLASS PANEL SERIE 1



BS190

- Capacity: 62 liters
- Energy Class A
- Inner Walls with Easy to Clean Enamel
- Full Glass Inner Door
- Turbo Fan
- Fixed Knobs
- Cooling Fan
- Inner Light

Cooking Functions: Cooking functions can be varied from 4 to 10 according to demand. (Please see functions chart.)

Other Control Options:



Optional Accessories :

- Catalytic Panels
- Two Level Telescopic Tray Guides
- Touch Control Electronic Timer
- Soft Close
- 3 Glass Door



GLASS PANEL SERIE 2



BS190 (PIPO SERIE)

- Capacity: 62 liters
- Energy Class A
- Inner Walls with Easy to Clean Enamel
- Full Glass Inner Door
- Turbo Fan
- Pop-in / Pop-out Control Knobs
- Inner Light
- Touch Control Electronic Timer

Cooking Functions: Cooking functions can be varied from 4 to 10 according to demand. (Please see functions chart.)




Optional Accessories :

- Catalytic Panels
- Two Level Telescopic Tray Guides
- Mechanic Timer
- Soft Close
- 3 Glass Door



GLASS PANEL SERIE 3




BS180

- Capacity: 62 liters
- Energy Class A
- Inner Walls with Easy to Clean Enamel
- Full Glass Inner Door
- Turbo Fan
- Pop-in / Pop-out Control Knobs
- Inner Light
- Touch Control Electronic Timer

Cooking Functions: Cooking functions can be varied from 4 to 10 according to demand. (Please see functions chart.)

Other Color Options:



Optional Accessories :

- Catalytic Panels
- Two Level Telescopic Tray Guides
- Soft Close
- 3 Glass Door




STEAM ASSISTED SERIE



BS190 – STEAM

- Inverter Oven
- Steam Assisted
- Capacity: 62 liters
- Energy Class A
- Inner Walls with Easy to Clean Enamel
- Pop-in / Pop-out Control Knobs
- Full Glass Inner Door
- Turbo Fan/ Heater
- Touch Control Electronic Timer
- 9 Functions



Optional Accessories :

- Catalytic Panels
- Two Level Telescopic Tray Guides
- Soft Close
- 3 Glass Door



INVERTER + STEAM ASSISTED OVEN



BS180 INVERTER+STEAM

- Inverter Oven
- Steam Assisted
- 3 Different Fan Speed
- Capacity: 62 liters
- Energy Class A
- Inner Walls with Easy to Clean Enamel
- Full Glass Inner Door
- Turbo Fan/ Heater
- Pop-in / Pop-out Control Knobs
- Touch Control Electronic Timer
- 10 Functions



Optional Accessories :

- Catalytic Panels
- Two Level Telescopic Tray Guides
- Soft Close
- 3 Glass Door



INVERTER + STEAM + FULL TOUCH OVEN



BS180 INVERTER+STEAM +FULL TOUCH

- Inverter Oven
- Steam Assisted
- 3 Different Fan Speed
- Full Touch Touch Control Electronic Timer
- Capacity: 62 liters
- Energy Class A
- Inner Walls with Easy to Clean Enamel
- Full Glass Inner Door
- Turbo Fan/Heater
- 12 Functions



Optional Accessories :

- Catalytic Panels
- Two Level Telescopic Tray Guides
- Soft Close
- 3 Glass Door



COOKING FUNCTIONS CHART FOR ELECTRIC OVENS

Functions	Heating Element	Cooking Functions														
3	Bottom Grill	✓	✓	✓												
3	Bottom Grill Rotiserie		✓	✓												✓
4	Grill Ring Fan		✓				✓						✓	✓		
6	Bottom Grill Fan	✓	✓	✓			✓		✓				✓			
8	Bottom Maxi Grill Fan	✓	✓	✓	✓		✓			✓	✓	✓				
9	Bottom Maxi Grill Ring Fan	✓	✓		✓					✓	✓	✓		✓	✓	✓
10	Bottom Maxi Grill Ring Fan	✓	✓		✓		✓			✓	✓	✓	✓	✓	✓	
12	Bottom Maxi Grill Ring Fan	✓	✓	✓	✓	✓		✓		✓	✓	✓	✓	✓	✓	

KNOB OPTIONS FOR ELECTRIC OVEN


PATTERN KNOB




CYLINDRICAL KNOB



ALUMINUM KNOB



INOX CAPPED MANUAL KNOB



COMPACT KNOB



PUNTO KNOB



LINE TYPE BLACK KNOB



LINE TYPE KNOB



PIPO KNOB



BLACK PIPO KNOB



INOX CAPPED PIPO



INOX PIPO KNOB




HANDLE OPTIONS FOR OVEN


CORNER HANDLE



CYLINDRICAL HANDLE



TH HANDLE



C-TYPE HANDLE



TRAPEZE HANDLE



BLACK TRAPEZE HANDLE





GAS OVENS

TEKA

2 FUNCTION GAS OVEN



BG010MX
FULL GAS OVEN



- Gas Grill + Bottom Gas Heater
- Mechanical Timer
- Bottom Gas Heater (1450W – 2500W)
- Gas Grill (1800W)
- Gas type: NG /LPG
- Capacity: 55 L
- B Energy class
- Automatic-ignition through control knobs
- Auto-lock safety device (Thermocouples)
- Extra safety gas thermostat



BG020MX
MIX GAS OVEN



- Electric Grill + Bottom Gas Heater
- Mechanical Timer
- Bottom Gas Heater (1450W - 2500W)
- Top Electric Grill (1400W)
- Gas type: NG /LPG
- Capacity: 57 L
- B Energy class
- Automatic-ignition through control knobs
- Auto-lock safety device (Thermocouples)
- Extra safety gas thermostat



FAN ASSISTED GAS OVENS



BF010MX – Mechanical Timer FULL GAS OVEN



- Gas Grill + Bottom Gas Heater
- Mechanical Timer
- Bottom Gas Heater (1100W – 2400W)
- Gas Grill (1800W)
- Gas type: NG /LPG
- Capacity: 51 L
- B Energy class
- Automatic-ignition through control knobs
- Auto-lock safety device (Thermocouples)
- Extra safety gas thermostat



BF020MX – Mechanical Timer MIX GAS OVEN



- Electric Grill + Bottom Gas Heater
- Mechanical Timer
- Bottom Gas Heater (1100W – 2400W)
- Top Electric Grill (1400W)
- Gas type: NG /LPG
- Capacity: 53 L
- B Energy class
- Automatic-ignition through control knobs
- Auto-lock safety device (Thermocouples)
- Extra safety gas thermostat

FAN ASSISTED GAS OVENS



BF010EX – Electronic Timer

FULL GAS OVEN



- Gas Grill + Bottom Gas Heater
- Electronic Timer
- Bottom Gas Heater (1100W – 2400W)
- Gas Grill (1800W)
- Gas type: NG /LPG
- Capacity: 51 L
- B Energy class
- Automatic-ignition through control knobs
- Auto-lock safety device (Thermocouples)
- Extra safety gas thermostat



BF020EX – Electronic Timer

MIX GAS OVEN



- Electric Grill + Bottom Gas Heater
- Electronic Timer
- Bottom Gas Heater (1100W – 2400W)
- Top Electric Grill (1400W)
- Gas type: NG /LPG
- Capacity: 53 L
- B Energy class
- Automatic-ignition through control knobs
- Auto-lock safety device (Thermocouples)
- Extra safety gas thermostat



FAN ASSISTED GAS OVENS WITH ROTISSERIE



BF012EX

FULL GAS OVEN



- Gas Grill + Bottom Gas Heater
- Touch Control Electronic Timer
- Bottom Gas Heater (1100W – 2400W)
- Gas Grill (1800W)
- Gas type: NG /LPG
- Capacity: 51 L
- B Energy class
- Automatic-ignition through control knobs
- Auto-lock safety device (Thermocouples)
- Extra safety gas thermostat



BF022EX

MIX GAS OVEN



- Electric Grill + Bottom Gas Heater
- Touch Control Electronic Timer
- Bottom Gas Heater (1100W – 2400W)
- Top Electric Grill (1400W)
- Gas type: NG /LPG
- Capacity: 53 L
- B Energy class
- Automatic-ignition through control knobs
- Auto-lock safety device (Thermocouples)
- Extra safety gas thermostat



KNOB OPTIONS FOR GAS OVEN

PATTERN KNOB



CYLINDRICAL KNOB



ALUMINUM KNOB



INOX CAPPED MANUAL KNOB



COMPACT KNOB



PUNTO KNOB




HANDLE OPTIONS FOR OVEN


CORNER HANDLE



CYLINDRICAL HANDLE



TH HANDLE



C-TYPE HANDLE



TRAPEZE HANDLE



BLACK TRAPEZE HANDLE

